

**MAHALAXMI RUBTECH LIMITED**

**PRE-ARRANGEMENT SHAREHOLDING PATTERN**

**(WITHOUT PAN)**

<b>General information about company</b>	
Scrip code	514450
NSE Symbol	MHLXMIRU
MSEI Symbol	NOTLISTED
ISIN	INE112D01035
Name of the company	MAHALAXMI RUBTECH LIMITED
Whether company is SME	No
Class of Security	Equity Shares
Type of report	-
Quarter Ended / Half year ended/Date of Report (For Prelisting / Allotment)	10-02-2023
Date of allotment / extinguishment (in case Capital Restructuring selected) / Listing Date	-
Shareholding pattern filed under	Pre_Regulation 31 (1)
Whether the listed entity is Public Sector Undertaking (PSU)?	No



<b>Sr. No.</b>	<b>Particular</b>	<b>Yes/No</b>	<b>Promoter and Promoter Group</b>	<b>Public shareholder</b>	<b>Non Promoter-Non Public</b>
1	Whether the Listed Entity has issued any partly paid up shares?	No	No	No	No
2	Whether the Listed Entity has issued any Convertible Securities ?	No	No	No	No
3	Whether the Listed Entity has issued any Warrants ?	No	No	No	No
4	Whether the Listed Entity has any shares against which depository receipts are issued?	No	No	No	No
5	Whether the Listed Entity has any shares in locked-in?	No	No	No	No
6	Whether any shares held by promoters are pledge or otherwise encumbered?	No	No		
7	Whether company has equity shares with differential voting rights?	No	No	No	No
8	Whether the listed entity has any significant beneficial owner?	Yes			



**Mahalaxmi Rubtech Limited**

**Table I - Summary Statement holding of specified securities**

Category	Category of shareholder	Nos. of shareholders	No. of fully paid up equity shares held	No. of Partly paid-up equity shares held	No. of shares underlying Depository Receipts	Total nos. shares held	Shareholding as a % of total no. of shares (calculated as per SCRR, 1957)	Number of Voting Rights held in each class of securities			Shares Underlying Outstanding convertible securities (including	ing, as a % assuming full conversion of convertible securities	Number of Locked in shares		Number of Shares pledged or otherwise encumbered		Number of equity shares held in dematerialised form	
								No of Voting Rights					Total as a % of (A+B+C)	No. (a)	As a % of total Shares held(b)	No. (a)		As a % of total Shares held(b)
								Class eg: X	Class eg: y	Total								
(A)	Promoter & Promoter Group	19	6882191	0	0	6882191	64.8024	6882191	0	6882191	64.8024	0	0.0000	0	0.0000	6882191		
(B)	Public	5043	3738084	0	0	3738084	35.1976	3738084	0	3738084	35.1976	0	0.0000	NA	NA	3684464		
(C)	Non Promoter - Non Public				0			0					0.0000	NA	NA			
(C1)	Shares Underlying DRs	0	0	0	0	0	0.0000	0	0	0	0.0000	0	0.0000	NA	NA	0		
(C2)	Shares Held By Employee Trust	0	0	0	0	0	0.0000	0	0	0	0.0000	0	0.0000	NA	NA	0		
	Total	5062	10620275	0	0	10620275	100.0000	10620275	0	10620275	100.0000	0	0.0000	0	0.0000	10566655		



**Mahalaxmi Rubtech Limited**
**Table II - Statement showing shareholding pattern of the Promoter and Promoter Group**

Category & Name of the shareholders	Entity Type	PAN	Nos. of shareholders	No. of fully paid up equity shares held	Partly paid-up equity shares held	No. of shares underlying Depository Receipts	Total nos. shares held	Shareholding % calculated as per SCRR, 1957 As a % of (A+B+C2)	Number of Voting Rights held in each class of securities			Shares Underlying Outstanding convertible securities (including	Shareholding, as a % assuming full conversion of convertible securities	Number of Locked in shares		Number of Shares pledged or otherwise encumbered		Number of equity shares held in dematerialised form	
									No of Voting Rights					Total as a % of Total Voting Rights	No. (a)	As a % of total Shares held(b)	No. (a)		As a % of total Shares held(b)
									Class eg: X	Class eg: Y	Total								
(I)	(II)	(III)	(IV)	(V)	(VI)	(VII) =	(VIII) As a	(IX)			(X)	(XI) =	(XII)	(XIII)	(XIV)				
<b>1 Indian</b>																			
<b>(a) Individuals / Hindu Undivided Family</b>			13	6321500	0	0	6321500	59.5229	6321500	0	6321500	59.5229	0	59.5229	0	0.0000	0	0.0000	6321500
Rahul Jeetmal Parekh	Promoters		1	1837710	0	0	1837710	17.3038	1837710	0	1837710	17.3038	0	17.3038	0	0.0000	0	0.0000	1837710
Anand Jeetmal Parekh	Promoters		1	1705676	0	0	1705676	16.0606	1705676	0	1705676	16.0606	0	16.0606	0	0.0000	0	0.0000	1705676
Jeetmal Bhoorchand Parekh	Promoters		1	1289513	0	0	1289513	12.1420	1289513	0	1289513	12.1420	0	12.1420	0	0.0000	0	0.0000	1289513
Kamladevi Jeetmal Parekh	Promoters		1	545000	0	0	545000	5.1317	545000	0	545000	5.1317	0	5.1317	0	0.0000	0	0.0000	545000
Rohan Anand Parekh	Promoters		1	416260	0	0	416260	3.9195	416260	0	416260	3.9195	0	3.9195	0	0.0000	0	0.0000	416260
Ratna Rahul Parekh	Promoters		1	256535	0	0	256535	2.4155	256535	0	256535	2.4155	0	2.4155	0	0.0000	0	0.0000	256535
Jeetmal Bhoorchand HUF (Jeetmal Bhoorchand Parekh - Karta)	Promoters		1	129934	0	0	129934	1.2235	129934	0	129934	1.2235	0	1.2235	0	0.0000	0	0.0000	129934
Jeetmal Rahul Kumar HUF (Jeetmal Bhoorchand Parekh - Karta)	Promoters		1	67026	0	0	67026	0.6311	67026	0	67026	0.6311	0	0.6311	0	0.0000	0	0.0000	67026
Yashovardhan Rahul Parekh	Promoters		1	61596	0	0	61596	0.5800	61596	0	61596	0.5800	0	0.5800	0	0.0000	0	0.0000	61596
Jeetmal Prithviraj Parekh HUF (Jeetmal Bhoorchand Parekh - Karta)	Promoters		1	10250	0	0	10250	0.0965	10250	0	10250	0.0965	0	0.0965	0	0.0000	0	0.0000	10250
Atul Jain	Promoters		1	2000	0	0	2000	0.0188	2000	0	2000	0.0188	0	0.0188	0	0.0000	0	0.0000	2000
Amita Anand Parekh	Promoters		1	0	0	0	0	0.0000	0	0	0	0.0000	0	0.0000	0	0	0	0	0
Mamta Atulkumar Jain	Promoters		1	0	0	0	0	0.0000	0	0	0	0.0000	0	0.0000	0	0	0	0	0
<b>(b) Central Government / State Government(s)</b>			0	0	0	0	0	0.0000	0	0	0	0.0000	0	0.0000	0	0.0000	0	0.0000	0
<b>(c) Financial Institutions / Banks</b>			0	0	0	0	0	0.0000	0	0	0	0.0000	0	0.0000	0	0.0000	0	0.0000	0
<b>(d) Any Other (Specify)</b>			6	560691	0	0	560691	5.2794	560691	0	560691	5.2794	0	5.2794	0	0.0000	0	0.0000	560691
<b>Bodies Corporate</b>			6	560691	0	0	560691	5.2794	560691	0	560691	5.2794	0	5.2794	0	0.0000	0	0.0000	560691
Rahul Calchem Pvt Ltd	Promoter Group		1	206094	0	0	206094	1.9406	206094	0	206094	1.9406	0	1.9406	0	0.0000	0	0.0000	206094
Mahalaxmi Calchem Private Limited	Promoter Group		1	168196	0	0	168196	1.5837	168196	0	168196	1.5837	0	1.5837	0	0.0000	0	0.0000	168196
Anand Chem Industries Pvt Ltd	Promoter Group		1	94195	0	0	94195	0.8869	94195	0	94195	0.8869	0	0.8869	0	0.0000	0	0.0000	94195
Heena Agriculture Private Limited	Promoter Group		1	68344	0	0	68344	0.6435	68344	0	68344	0.6435	0	0.6435	0	0.0000	0	0.0000	68344
Ashita Mercantile Private Limited	Promoter Group		1	23862	0	0	23862	0.2247	23862	0	23862	0.2247	0	0.2247	0	0.0000	0	0.0000	23862
Mahalaxmi Fabric Mills Private Limited (Formerly known as "Sonnet Colours Pvt Ltd")	Promoter Group		1	0	0	0	0	0	0	0	0	0	0	0	0	0	0	0	0
<b>Sub Total (A)(1)</b>			19	6882191	0	0	6882191	64.8024	6882191	0	6882191	64.8024	0	64.8024	0	0.0000	0	0.0000	6882191
<b>2 Foreign</b>																			
<b>(a) Individuals (Non-Resident Individuals / Foreign Individuals)</b>			0	0	0	0	0	0.0000	0	0	0	0.0000	0	0.0000	0	0.0000	0	0.0000	0
<b>(b) Government</b>			0	0	0	0	0	0.0000	0	0	0	0.0000	0	0.0000	0	0.0000	0	0.0000	0
<b>(c) Institutions</b>			0	0	0	0	0	0.0000	0	0	0	0.0000	0	0.0000	0	0.0000	0	0.0000	0
<b>(d) Foreign Portfolio Investor</b>			0	0	0	0	0	0.0000	0	0	0	0.0000	0	0.0000	0	0.0000	0	0.0000	0
<b>(e) Any Other (Specify)</b>			0	0	0	0	0	0.0000	0	0	0	0.0000	0	0.0000	0	0.0000	0	0.0000	0
<b>Sub Total (A)(2)</b>			0	0	0	0	0	0.0000	0	0	0	0.0000	0	0.0000	0	0.0000	0	0.0000	0
<b>Total Shareholding Of Promoter And Promoter Group (A)= (A)(1)+(A)(2)</b>			19	6882191	0	0	6882191	64.8024	6882191	0	6882191	64.8024	0	64.8024	0	0.0000	0	0.0000	6882191

Details of Shares which remain unclaimed may be given hear along with details such as number of shareholders, outstanding shares held in demat/unclaimed suspense account, voting rights which are frozen etc.

Not

(1) PAN would not be displayed on website of Stock Exchange(s)


(2) The term 'Encumbrance' has the same meaning as assigned under regulation 28(3) of SEBI (Substantial Acquisition of Shares and Takeovers) Regulations, 2011.



**Mahalaxmi Rubtech Limited**

**Table III - Statement showing shareholding pattern of the Public shareholder**

Category & Name of the shareholders	PAN	Nos. of shareholders	No. of fully paid up equity shares held	Partly paid-up equity shares held	No. of shares underlying Depository Receipts	Total nos. shares held	Shareholding % calculated as per SCRR, 1957 As a % of (A+B+C2)	Number of Voting Rights held in each class of securities			Shares Underlying Outstanding convertible securities (including g, as a % assuming full conversion of convertible securities ( as a percentage	Number of Locked in shares		Number of Shares pledged or otherwise encumbered		Number of equity shares held in dematerialised form	Sub-categorization of shares		
								No of Voting Rights		Total as a % of Total Voting Rights		No. (a)	As a % of total Shares held(b)	No. (a)	As a % of total Shares held(b)		Shareholding under	Sub-category(i)	Sub-category(ii)
								Class eg: X	Class eg: y										
<b>1 Institutions (Domestic)</b>																			
(a) Mutual Fund		1	7900	0	0	7900	0.0744	7900	0	7900	0.0744	0	0	0	0	7900	0	0	0
(b) Venture Capital Funds		0	0	0	0	0	0	0	0	0	0	0	0	0	0	0	0	0	0
(c) Alternate Investment Funds		0	0	0	0	0	0	0	0	0	0	0	0	0	0	0	0	0	0
(d) Banks		0	0	0	0	0	0	0	0	0	0	0	0	0	0	0	0	0	0
(e) Insurance Companies		0	0	0	0	0	0	0	0	0	0	0	0	0	0	0	0	0	0
(f) Provident Funds/ Pension Funds		0	0	0	0	0	0	0	0	0	0	0	0	0	0	0	0	0	0
(G) Asset Reconstruction Companies		0	0	0	0	0	0	0	0	0	0	0	0	0	0	0	0	0	0
(h) Sovereign Wealth Funds		0	0	0	0	0	0	0	0	0	0	0	0	0	0	0	0	0	0
(i) NBFCs registered with RBI		1	125	0	0	125	0.0012	125	0	125	0.0012	0	0	0	0	125	0	0	0
(j) Other Financial Institutions		0	0	0	0	0	0	0	0	0	0	0	0	0	0	0	0	0	0
(k) Any Other (Specify)		0	0	0	0	0	0	0	0	0	0	0	0	0	0	0	0	0	0
Sub Total (B)(1)		2	8025	0	0	8025	0.0756	8025	0	8025	0.0756	0	0	0	0	8025	0	0	0
<b>2 Institutions (Foreign)</b>																			
(a) Foreign Direct Investment		0	0	0	0	0	0	0	0	0	0	0	0	0	0	0	0	0	0
(b) Foreign Venture Capital Investors		0	0	0	0	0	0	0	0	0	0	0	0	0	0	0	0	0	0
(c) Sovereign Wealth Funds		0	0	0	0	0	0	0	0	0	0	0	0	0	0	0	0	0	0
(d) Foreign Portfolio Investors Category I		1	97024	0	0	97024	0.9136	97024	0	97024	0.9136	0	0	0	0	97024	0	0	0
(e) Foreign Portfolio Investors Category II		0	0	0	0	0	0	0	0	0	0	0	0	0	0	0	0	0	0
(f) Overseas Depositories(holding DRs) (balancing figure)		0	0	0	0	0	0	0	0	0	0	0	0	0	0	0	0	0	0
(g) Any Other (Specify)		0	0	0	0	0	0	0	0	0	0	0	0	0	0	0	0	0	0
Sub Total (B)(2)		1	97024	0	0	97024	0.9136	97024	0	97024	0.9136	0	0	0	0	97024	0	0	0
<b>3 Central Government/ State Government(s)</b>																			
(a) Central Government / President of India		0	0	0	0	0	0	0	0	0	0	0	0	0	0	0	0	0	0
(b) State Government / Governor		0	0	0	0	0	0	0	0	0	0	0	0	0	0	0	0	0	0
(C) Shareholding by Companies or Bodies Corporate where Central / State Government is a promoter		0	0	0	0	0	0	0	0	0	0	0	0	0	0	0	0	0	0
Sub Total (B)(3)		0	0	0	0	0	0	0	0	0	0	0	0	0	0	0	0	0	0
<b>4 Non-Institutions</b>																			
(a) Associate companies / Subsidiaries		0	0	0	0	0	0	0	0	0	0	0	0	0	0	0	0	0	0
(b) Directors and their relatives (excluding Independent Directors and nominee Directors)		0	0	0	0	0	0	0	0	0	0	0	0	0	0	0	0	0	0
(C) Key Managerial Personnel		0	0	0	0	0	0	0	0	0	0	0	0	0	0	0	0	0	0
(D) Relatives of promoters (other than 'immediate relatives' of promoters disclosed under 'Promoter and Promoter Group' category)		0	0	0	0	0	0	0	0	0	0	0	0	0	0	0	0	0	0
(E) Trusts where any person belonging to 'Promoter and Promoter Group' category is 'trustee', 'beneficiary', or 'author of the trust'		0	0	0	0	0	0	0	0	0	0	0	0	0	0	0	0	0	0



(f)	Investor Education and Protection Fund (IEPF)	1	177598	0	0	177598	1.6723	177598	0	177598	1.6723	0	1.6723	0	0	NA	NA	177598	0	0	0
	Investor Education And Protection Fund Authority	1	177598	0	0	177598	1.6723	177598	0	177598	1.6723	0	1.6723	0	0	NA	NA	177598			
(g)	Resident Individuals holding nominal share capital upto Rs. 2 lakhs	4757	1414457	0	0	1414457	13.3185	1414457	0	1414457	13.3185	0	13.3185	0	0	NA	NA	1365862	0	0	0
(h)	ii. Resident individual holding nominal share capital in excess of Rs. 2 lakhs.	26	1069770	0	0	1069770	10.0729	1069770	0	1069770	10.0729	0	10.0729	0	0	NA	NA	1069770	0	0	0
(i)	Non Resident Indians (NRIs)	43	16847	0	0	16847	0.1586	16847	0	16847	0.1586	0	0.1586	0	0	NA	NA	14097			
(j)	Foreign Nationals	0	0	0	0	0	0	0	0	0	0	0	0	0	0	NA	NA	0			
(k)	Foreign Companies	0	0	0	0	0	0	0	0	0	0	0	0	0	0	NA	NA	0			
(l)	Bodies Corporate	54	548209	0	0	548209	5.1619	548209	0	548209	5.1619	0	5.1619	0	0	NA	NA	546059	0	0	0
	Amaysha Textiles Private Limited	1	190991	0	0	190991	1.7984	190991	0	190991	1.7984	0	1.7984	0	0	NA	NA	190991			
(m)	Any Other (Specify)	159	406154	0	0	406154	3.8243	406154	0	406154	3.8243	0	3.8243	0	0	NA	NA	406029	0	0	0
	Body Corp-Ltd Liability Partnership	5	8583	0	0	8583	0.0808	8583	0	8583	0.0808	0	0.0808	0	0	NA	NA	8583	0	0	0
	Hindu Undivided Family	128	353835	0	0	353835	3.3317	353835	0	353835	3.3317	0	3.3317	0	0	NA	NA	353710	0	0	0
	Unclaimed Shares	1	3375	0	0	3375	0.0318	3375	0	3375	0.0318	0	0.0318	0	0	NA	NA	3375	0	0	0
	Clearing Member	25	40361	0	0	40361	0.38	40361	0	40361	0.38	0	0.3800	0	0	NA	NA	40361	0	0	0
	Sub Total (B)(4)	5040	3633035	0	0	3633035	34.2085	3633035	0	3633035	34.2085	0	34.2085	0	0	NA	NA	3579415	0	0	0
	Total Public Shareholding (B)= (B)(1)+(B)(2)+(B)(3)+b(4)	5043	3738084	0	0	3738084	35.1976	3738084	0	3738084	35.1976	0	35.1976	0	0	NA	NA	3684464	0	0	0

Details of the shareholders acting as persons in Concert including their Shareholding (No. and %):

No. of shareholders	No. of Shares	%
0		

Details of Shares which remain unclaimed may be given hear along with details such as number of shareholders, outstanding shares held in demat/unclaimed suspense account, voting rights which are frozen etc.

No. of shareholders	No. of Shares
1	3375

Note :

- (1) PAN would not be displayed on website of Stock Exchange(s).
- (2) The above format needs to be disclosed along with the names of the shareholders holding 1% or more than 1% of shares of the listed entity. Column no.(XIII) is not applicable in the above format.
- (3) W.r.t. the information pertaining to Depository Receipts, the same may be disclosed in the respective columns to the extent information available and the balance to be disclosed as held by custodian.
- (4) Categorization and disclosure of each shareholder category should be carried out in the order prescribed in the above format. If a shareholder is falling under more than one category, then the same shall be classified in the category falling first in the
- (5) Sub-categorization of shares under column no.(XV) will be based on shareholding(no. of shares)under the following sub-categories:
  - (i) Shareholder who are represented by a nominee Director on the board of the listed entity or have the right to nominate a representative(i.e. Director)on the board of the listed entity.
  - (ii) Shareholder who have entered into shareholder agreement with the listed entity.
  - (iii) Shareholders acting as persons in concert with promoters.



**Mahalaxmi Rubtech Limited**

**Table IV - Statement showing shareholding pattern of the Non Promoter- Non Public shareholder**

	Category & Name of the shareholders	PAN	Nos. of shareholders	No. of fully paid up equity shares held	Partly paid-up equity shares held	No. of shares underlying Depository Receipts	Total nos. shares held	Shareholding % calculated as per SCRR, 1957 As a % of (A+B+C2)	Number of Voting Rights held in each class of securities			Shares Underlying Outstanding convertible securities (including securities	ing, as a % assuming full conversion of convertible securities	Number of Locked in shares		Number of Shares pledged or otherwise encumbered		Number of equity shares held in dematerialised form	
									No of Voting Rights					Total as a % of (A+B+C)	No. (a)	As a % of total Shares held(b)	No. (a)		As a % of total Shares held(b)
									Class eg: X	Class eg: y	Total								
(I)	(II)	(III)	(IV)	(V)	(VI)	(VII) =	(VIII) As a	(IX)			(X)	(XI)=	(XII)	(XIII)	(XIV)				
1	Custodian/DR Holder		0	0	0	0	0	0.0000	0	0	0	0.0000	0	0.0000	0	0.0000	NA	NA	0
2	Employee Benefit Trust / Employee Welfare Trust under SEBI (Share based Employee Benefits and Sweat Equity) Regulations, 2021		0	0	0	0	0	0.0000	0	0	0	0.0000	0	0.0000	0	0.0000	NA	NA	0
	<b>Total Non-Promoter- Non Public Shareholding (C)= (C)(1)+(C)(2)</b>		0	0	0	0	0	0.0000	0	0	0	0.0000	0	0.0000	0	0.0000	NA	NA	0

**Note :**


(1) PAN would not be displayed on website of Stock Exchange(s).

(2) The above format needs to be disclosed along with the names of the shareholders holding 1% or more than 1% of shares of the listed entity. Column no.(XIII)is not applicable in the above format.

(3) W.r.t. the information pertaining to Depository Receipts, the same may be disclosed in the respective columns to the extent information available.



Sr. No.	Details of the SBO					Details of the registered owner					Details of holding/ exercise of right of the SBO in the reporting company, whether direct or indirect*:					Date of creation / acquisition of significant beneficial interest	
	Name	PAN	Passport No. in case of a foreign national	Nationality	Nationality (Applicable in case of Any other is selected)	Name	PAN	Passport No. in case of a foreign national	Nationality	Nationality (Applicable in case of Any other is selected)	Whether by virtue of:						
											Shares	Voting rights	Rights on distributable dividend or any other distribution	Exercise of control	Exercise of significant influence		
	significant beneficial owners																
1	Jeetmal Bhoorchand Parekh			India		Jeetmal Bhoorch and HUF (Jeetmal Bhoorch and Parekh - Karta)			India		1.22			Yes	Yes	15-09-2006	
2	Jeetmal Bhoorchand Parekh			India		Jeetmal Rahulku mar HUF (Jeetmal Bhoorch and Parekh - Karta)			India		0.63			Yes	Yes	15-09-2006	
3	Jeetmal Bhoorchand Parekh			India		Jeetmal Prithviraj Parekh HUF (Jeetmal Bhoorch and Parekh - Karta)			India		0.10			Yes	Yes	15-09-2006	





**Table VI - Statement showing foreign ownership limits**

Particular	Approved limits (%)	Limits utilized (%)
As on shareholding date	100.00	1.05
As on the end of previous 1st quarter	100.00	0.66
As on the end of previous 2nd quarter	100.00	0.20
As on the end of previous 3rd quarter	100.00	0.16
As on the end of previous 4th quarter	100.00	0.17

**Notes :-**

1) "Approved Limits (%)" means the limit approved by Board of Directors / shareholders of the Listed entity. In case the listed entity has no Board approved limit, provide details of sectoral / statutory cap prescribed by Government / Regulatory Authorities

2) Details of Foreign ownership includes foreign ownership / investments as specified in Rule 2(s) of the Foreign Exchange Management (Non debt Instruments) Rules, 2019, made under the Foreign Exchange Management Act, 1999.



**MAHALAXMI RUBTECH LIMITED**

**POST-ARRANGEMENT SHAREHOLDING PATTERN**

**(WITHOUT PAN)**

<b>General information about company</b>	
Scrip code	514450
NSE Symbol	MHLXMIRU
MSEI Symbol	NOTLISTED
ISIN	INE112D01035
Name of the company	MAHALAXMI RUBTECH LIMITED
Whether company is SME	No
Class of Security	Equity Shares
Type of report	-
Quarter Ended / Half year ended/Date of Report (For Prelisting / Allotment)	-
Date of allotment / extinguishment (in case Capital Restructuring selected) / Listing Date	-
Shareholding pattern filed under	Post_Regulation 31 (1)
Whether the listed entity is Public Sector Undertaking (PSU)?	No



<b>Sr. No.</b>	<b>Particular</b>	<b>Yes/No</b>	<b>Promoter and Promoter Group</b>	<b>Public shareholder</b>	<b>Non Promoter-Non Public</b>
1	Whether the Listed Entity has issued any partly paid up shares?	No	No	No	No
2	Whether the Listed Entity has issued any Convertible Securities ?	No	No	No	No
3	Whether the Listed Entity has issued any Warrants ?	No	No	No	No
4	Whether the Listed Entity has any shares against which depository receipts are issued?	No	No	No	No
5	Whether the Listed Entity has any shares in locked-in?	No	No	No	No
6	Whether any shares held by promoters are pledge or otherwise encumbered?	No	No		
7	Whether company has equity shares with differential voting rights?	No	No	No	No
8	Whether the listed entity has any significant beneficial owner?	Yes			



**Mahalaxmi Rubtech Limited**
**Table I - Summary Statement holding of specified securities**

Category	Category of shareholder	Nos. of shareholders	No. of fully paid up equity shares held	No. of Partly paid-up equity shares held	No. of shares underlying Depository Receipts	Total nos. shares held	Shareholding as a % of total no. of shares (calculated as per SCRR, 1957)	Number of Voting Rights held in each class of securities			Shares Underlying Outstanding convertible securities (including	ing, as a % assuming full conversion of convertible securities	Number of Locked in shares		Number of Shares pledged or otherwise encumbered		Number of equity shares held in dematerialised form	
								No of Voting Rights					Total as a % of (A+B+C)	No. (a)	As a % of total Shares held(b)	No. (a)		As a % of total Shares held(b)
								Class eg: X	Class eg: y	Total								
(A)	Promoter & Promoter Group	19	6882191	0	0	6882191	64.8024	6882191	0	6882191	64.8024	0	64.8024	0	0.0000	0	0.0000	6882191
(B)	Public	5043	3738084	0	0	3738084	35.1976	3738084	0	3738084	35.1976	0	35.1976	0	0.0000	NA	NA	3684464
(C)	Non Promoter - Non Public				0				0					0.0000	NA	NA		
(C1)	Shares Underlying DRs	0	0	0	0	0	0.0000	0	0	0	0.0000	0	0.0000	0	0.0000	NA	NA	0
(C2)	Shares Held By Employee Trust	0	0	0	0	0	0.0000	0	0	0	0.0000	0	0.0000	0	0.0000	NA	NA	0
	Total	5062	10620275	0	0	10620275	100.0000	10620275	0	10620275	100.0000	0	100.0000	0	0.0000	0	0.0000	10566655



Table II - Statement showing shareholding pattern of the Promoter and Promoter Group

Category & Name of the shareholders	Entity Type	PAN	Nos. of shareholders (III)	No. of fully paid up equity shares held (IV)	Partly paid-up equity shares held (V)	No. of shares underlying Depository Receipts (VI)	Total nos. shares held (VII) = (IV)+(V)+(VI)	Shareholding % calculated as per SCRR, 1957 As a % of (A+B+C2) (VIII) As a	Number of Voting Rights held in each class of securities			Shares Underlying Outstanding convertible securities (including convertible securities) (X)	ing, as a % assuming full conversion of convertible securities (XI)=	Number of Locked in shares		Number of Shares pledged or otherwise encumbered		Number of equity shares held in dematerialised form (XIV)	
									No of Voting Rights		Total as a % of Total Voting Rights			No. (a)	As a % of total Shares held(b)	No. (a)	As a % of total Shares held(b)		
									Class eg: X	Class eg: y	Total								
<b>1</b>	<b>Indian</b>																		
(a)	<b>Individuals / Hindu Undivided Family</b>		<b>13</b>	<b>6321500</b>	<b>0</b>	<b>0</b>	<b>6321500</b>	<b>59.5229</b>	<b>6321500</b>	<b>0</b>	<b>6321500</b>	<b>59.5229</b>	<b>0</b>	<b>59.5229</b>	<b>0</b>	<b>0.0000</b>	<b>0</b>	<b>0.0000</b>	<b>6321500</b>
	Rahul Jeetmal Parekh	Promoters	1	1837710	0	0	1837710	17.3038	1837710	0	1837710	17.3038	0	17.3038	0	0.0000	0	0.0000	1837710
	Anand Jeetmal Parekh	Promoters	1	1705676	0	0	1705676	16.0606	1705676	0	1705676	16.0606	0	16.0606	0	0.0000	0	0.0000	1705676
	Jeetmal Bhoorchand Parekh	Promoters	1	1289513	0	0	1289513	12.1420	1289513	0	1289513	12.1420	0	12.1420	0	0.0000	0	0.0000	1289513
	Kamladevi Jeetmal Parekh	Promoters	1	545000	0	0	545000	5.1317	545000	0	545000	5.1317	0	5.1317	0	0.0000	0	0.0000	545000
	Rohan Anand Parekh	Promoters	1	416260	0	0	416260	3.9195	416260	0	416260	3.9195	0	3.9195	0	0.0000	0	0.0000	416260
	Ratna Rahul Parekh	Promoters	1	256535	0	0	256535	2.4155	256535	0	256535	2.4155	0	2.4155	0	0.0000	0	0.0000	256535
	Jeetmal Bhoorchand HUF (Jeetmal Bhoorchand Parekh - Karta)	Promoters	1	129934	0	0	129934	1.2235	129934	0	129934	1.2235	0	1.2235	0	0.0000	0	0.0000	129934
	Jeetmal Rahulkumar HUF (Jeetmal Bhoorchand Parekh - Karta)	Promoters	1	67026	0	0	67026	0.6311	67026	0	67026	0.6311	0	0.6311	0	0.0000	0	0.0000	67026
	Yashovardhan Rahul Parekh	Promoters	1	61596	0	0	61596	0.5800	61596	0	61596	0.5800	0	0.5800	0	0.0000	0	0.0000	61596
	Jeetmal Prithviraj Parekh HUF (Jeetmal Bhoorchand Parekh - Karta)	Promoters	1	10250	0	0	10250	0.0965	10250	0	10250	0.0965	0	0.0965	0	0.0000	0	0.0000	10250
	Atul Jain	Promoters	1	2000	0	0	2000	0.0188	2000	0	2000	0.0188	0	0.0188	0	0.0000	0	0.0000	2000
	Amita Anand Parekh	Promoters	1	0	0	0	0	0	0	0	0	0	0	0	0	0	0	0	0
	Mamta Atulkumar Jain	Promoters	1	0	0	0	0	0	0	0	0	0	0	0	0	0	0	0	0
(b)	<b>Central Government / State Government(s)</b>		<b>0</b>	<b>0</b>	<b>0</b>	<b>0</b>	<b>0</b>	<b>0.0000</b>	<b>0</b>	<b>0</b>	<b>0</b>	<b>0.0000</b>	<b>0</b>	<b>0.0000</b>	<b>0</b>	<b>0.0000</b>	<b>0</b>	<b>0.0000</b>	<b>0</b>
(c)	<b>Financial Institutions / Banks</b>		<b>0</b>	<b>0</b>	<b>0</b>	<b>0</b>	<b>0</b>	<b>0.0000</b>	<b>0</b>	<b>0</b>	<b>0</b>	<b>0.0000</b>	<b>0</b>	<b>0.0000</b>	<b>0</b>	<b>0.0000</b>	<b>0</b>	<b>0.0000</b>	<b>0</b>
(d)	<b>Any Other (Specify)</b>		<b>6</b>	<b>560691</b>	<b>0</b>	<b>0</b>	<b>560691</b>	<b>5.2794</b>	<b>560691</b>	<b>0</b>	<b>560691</b>	<b>5.2794</b>	<b>0</b>	<b>5.2794</b>	<b>0</b>	<b>0.0000</b>	<b>0</b>	<b>0.0000</b>	<b>560691</b>
	<b>Bodies Corporate</b>		<b>6</b>	<b>560691</b>	<b>0</b>	<b>0</b>	<b>560691</b>	<b>5.2794</b>	<b>560691</b>	<b>0</b>	<b>560691</b>	<b>5.2794</b>	<b>0</b>	<b>5.2794</b>	<b>0</b>	<b>0.0000</b>	<b>0</b>	<b>0.0000</b>	<b>560691</b>
	Rahul Calchem Pvt Ltd	Promoter Group	1	206094	0	0	206094	1.9406	206094	0	206094	1.9406	0	1.9406	0	0.0000	0	0.0000	206094
	Mahalaxmi Calchem Private Limited	Promoter Group	1	168196	0	0	168196	1.5837	168196	0	168196	1.5837	0	1.5837	0	0.0000	0	0.0000	168196
	Anand Chem Industries Pvt Ltd	Promoter Group	1	94195	0	0	94195	0.8869	94195	0	94195	0.8869	0	0.8869	0	0.0000	0	0.0000	94195
	Heena Agriculture Private Limited	Promoter Group	1	68344	0	0	68344	0.6435	68344	0	68344	0.6435	0	0.6435	0	0.0000	0	0.0000	68344
	Ashita Mercantile Private Limited	Promoter Group	1	23862	0	0	23862	0.2247	23862	0	23862	0.2247	0	0.2247	0	0.0000	0	0.0000	23862
	Mahalaxmi Fabric Mills Private Limited (Formerly known as "Sonnet Colours Pvt Ltd")	Promoter Group	1	0	0	0	0	0	0	0	0	0	0	0	0	0	0	0	0
	<b>Sub Total (A)(1)</b>		<b>19</b>	<b>6882191</b>	<b>0</b>	<b>0</b>	<b>6882191</b>	<b>64.8024</b>	<b>6882191</b>	<b>0</b>	<b>6882191</b>	<b>64.8024</b>	<b>0</b>	<b>64.8024</b>	<b>0</b>	<b>0.0000</b>	<b>0</b>	<b>0.0000</b>	<b>6882191</b>
<b>2</b>	<b>Foreign</b>																		
(a)	<b>Individuals (Non-Resident Individuals / Foreign Individuals)</b>		<b>0</b>	<b>0</b>	<b>0</b>	<b>0</b>	<b>0</b>	<b>0.0000</b>	<b>0</b>	<b>0</b>	<b>0</b>	<b>0.0000</b>	<b>0</b>	<b>0.0000</b>	<b>0</b>	<b>0.0000</b>	<b>0</b>	<b>0.0000</b>	<b>0</b>
(b)	<b>Government</b>		<b>0</b>	<b>0</b>	<b>0</b>	<b>0</b>	<b>0</b>	<b>0.0000</b>	<b>0</b>	<b>0</b>	<b>0</b>	<b>0.0000</b>	<b>0</b>	<b>0.0000</b>	<b>0</b>	<b>0.0000</b>	<b>0</b>	<b>0.0000</b>	<b>0</b>
(c)	<b>Institutions</b>		<b>0</b>	<b>0</b>	<b>0</b>	<b>0</b>	<b>0</b>	<b>0.0000</b>	<b>0</b>	<b>0</b>	<b>0</b>	<b>0.0000</b>	<b>0</b>	<b>0.0000</b>	<b>0</b>	<b>0.0000</b>	<b>0</b>	<b>0.0000</b>	<b>0</b>
(d)	<b>Foreign Portfolio Investor</b>		<b>0</b>	<b>0</b>	<b>0</b>	<b>0</b>	<b>0</b>	<b>0.0000</b>	<b>0</b>	<b>0</b>	<b>0</b>	<b>0.0000</b>	<b>0</b>	<b>0.0000</b>	<b>0</b>	<b>0.0000</b>	<b>0</b>	<b>0.0000</b>	<b>0</b>
(e)	<b>Any Other (Specify)</b>		<b>0</b>	<b>0</b>	<b>0</b>	<b>0</b>	<b>0</b>	<b>0.0000</b>	<b>0</b>	<b>0</b>	<b>0</b>	<b>0.0000</b>	<b>0</b>	<b>0.0000</b>	<b>0</b>	<b>0.0000</b>	<b>0</b>	<b>0.0000</b>	<b>0</b>
	<b>Sub Total (A)(2)</b>		<b>0</b>	<b>0</b>	<b>0</b>	<b>0</b>	<b>0</b>	<b>0.0000</b>	<b>0</b>	<b>0</b>	<b>0</b>	<b>0.0000</b>	<b>0</b>	<b>0.0000</b>	<b>0</b>	<b>0.0000</b>	<b>0</b>	<b>0.0000</b>	<b>0</b>
	<b>Total Shareholding Of Promoter And Promoter Group (A)= (A)(1)+(A)(2)</b>		<b>19</b>	<b>6882191</b>	<b>0</b>	<b>0</b>	<b>6882191</b>	<b>64.8024</b>	<b>6882191</b>	<b>0</b>	<b>6882191</b>	<b>64.8024</b>	<b>0</b>	<b>64.8024</b>	<b>0</b>	<b>0.0000</b>	<b>0</b>	<b>0.0000</b>	<b>6882191</b>

Details of Shares which remain unclaimed may be given hear along with details such as number of shareholders, outstanding shares held in demat/unclaimed suspense account, voting rights which are frozen etc.

Not

(1) PAN would not be displayed on website of Stock Exchange(s)

(2) The term 'Encumbrance' has the same meaning as assigned under regulation 28(3) of SEBI (Substantial Acquisition of Shares and Takeovers) Regulations, 2011.



**Mahalaxmi Rubtech Limited**

**Table III - Statement showing shareholding pattern of the Public shareholder**

Category & Name of the shareholders	PAN	Nos. of shareholders	No. of fully paid up equity shares held	Partly paid-up equity shares held	No. of shares underlying Depository Receipts	Total nos. shares held	Shareholding % calculated as per SCRR, 1957 As a % of (A+B+C2)	Number of Voting Rights held in each class of securities				Shares Underlying Outstanding convertible securities (including	g, as a % assuming full conversion of convertible securities ( as a percentage	Number of Locked in shares		Number of Shares pledged or otherwise encumbered		Number of equity shares held in dematerialised form	Sub-categorization of shares		
								No of Voting Rights			Total as a % of Total Voting Rights			No. (a)	As a % of total Shares held(b)	No. (a)	As a % of total Shares held(b)		Shareholding(No. of shares) under	Sub-category(i)	Sub-category(ii)
								Class eg: X	Class eg: y	Total											
1 Institutions (Domestic)	(II)	(III)	(IV)	(V)	(VI)	(VII) =	(VIII) As a %	(IX)			(X)	(XI)=	(XII)	(XIII)	(XIV)	(XV)					
(a) Mutual Fund		1	7900	0	0	7900	0.0744	7900	0	7900	0.0744	0	0.0744	0	0	NA	NA	7900	0	0	0
(b) Venture Capital Funds		0	0	0	0	0	0	0	0	0	0	0	0	0	0	NA	NA	0			
(c) Alternate Investment Funds		0	0	0	0	0	0	0	0	0	0	0	0	0	0	NA	NA	0			
(d) Banks		0	0	0	0	0	0	0	0	0	0	0	0	0	0	NA	NA	0			
(e) Insurance Companies		0	0	0	0	0	0	0	0	0	0	0	0	0	0	NA	NA	0			
(f) Provident Funds/ Pension Funds		0	0	0	0	0	0	0	0	0	0	0	0	0	0	NA	NA	0			
(G) Asset Reconstruction Companies		0	0	0	0	0	0	0	0	0	0	0	0	0	0	NA	NA	0			
(h) Sovereign Wealth Funds		0	0	0	0	0	0	0	0	0	0	0	0	0	0	NA	NA	0			
(i) NBFCs registered with RBI		1	125	0	0	125	0.0012	125	0	125	0.0012	0	0.0012	0	0	NA	NA	125	0	0	0
(j) Other Financial Institutions		0	0	0	0	0	0	0	0	0	0	0	0	0	0	NA	NA	0			
(k) Any Other (Specify)		0	0	0	0	0	0	0	0	0	0	0	0	0	0	NA	NA	0			
Sub Total (B)(1)		2	8025	0	0	8025	0.0756	8025	0	8025	0.0756	0	0.0756	0	0	NA	NA	8025	0	0	0
2 Institutions (Foreign)																					
(a) Foreign Direct Investment		0	0	0	0	0	0	0	0	0	0	0	0	0	0	NA	NA	0			
(b) Foreign Venture Capital Investors		0	0	0	0	0	0	0	0	0	0	0	0	0	0	NA	NA	0			
(c) Sovereign Wealth Funds		0	0	0	0	0	0	0	0	0	0	0	0	0	0	NA	NA	0			
(d) Foreign Portfolio Investors Category I		1	97024	0	0	97024	0.9136	97024	0	97024	0.9136	0	0.9136	0	0	NA	NA	97024	0	0	0
(e) Foreign Portfolio Investors Category II		0	0	0	0	0	0	0	0	0	0	0	0	0	0	NA	NA	0			
(f) Overseas Depositories(holding DRs) (balancing figure)		0	0	0	0	0	0	0	0	0	0	0	0	0	0	NA	NA	0			
(g) Any Other (Specify)		0	0	0	0	0	0	0	0	0	0	0	0	0	0	NA	NA	0			
Sub Total (B)(2)		1	97024	0	0	97024	0.9136	97024	0	97024	0.9136	0	0.9136	0	0	NA	NA	97024	0	0	0
3 Central Government/ State Government(s)																					
(a) Central Government / President of India		0	0	0	0	0	0	0	0	0	0	0	0	0	0	NA	NA	0			
(b) State Government / Governor		0	0	0	0	0	0	0	0	0	0	0	0	0	0	NA	NA	0			
(C) Shareholding by Companies or Bodies Corporate where Central / State Government is a promoter		0	0	0	0	0	0	0	0	0	0	0	0	0	0	NA	NA	0			
Sub Total (B)(3)		0	0	0	0	0	0	0	0	0	0	0	0	0	0	NA	NA	0			
4 Non-Institutions																					
(a) Associate companies / Subsidiaries		0	0	0	0	0	0	0	0	0	0	0	0	0	0	NA	NA	0			
(b) Directors and their relatives (excluding Independent Directors and nominee Directors)		0	0	0	0	0	0	0	0	0	0	0	0	0	0	NA	NA	0			
(C) Key Managerial Personnel		0	0	0	0	0	0	0	0	0	0	0	0	0	0	NA	NA	0			
(D) Relatives of promoters (other than 'immediate relatives' of promoters disclosed under 'Promoter and Promoter Group' category)		0	0	0	0	0	0	0	0	0	0	0	0	0	0	NA	NA	0			
(E) Trusts where any person belonging to 'Promoter and Promoter Group' category is 'trustee', 'beneficiary', or 'author of the trust'		0	0	0	0	0	0	0	0	0	0	0	0	0	0	NA	NA	0			



(f)	Investor Education and Protection Fund (IEPF)	1	177598	0	0	177598	1.6723	177598	0	177598	1.6723	0	1.6723	0	0	NA	NA	177598	0	0	0
	Investor Education And Protection Fund Authority	1	177598	0	0	177598	1.6723	177598	0	177598	1.6723	0	1.6723	0	0	NA	NA	177598			
(g)	Resident Individuals holding nominal share capital upto Rs. 2 lakhs	4757	1414457	0	0	1414457	13.3185	1414457	0	1414457	13.3185	0	13.3185	0	0	NA	NA	1365862	0	0	0
(h)	ii. Resident individual holding nominal share capital in excess of Rs. 2 lakhs.	26	1069770	0	0	1069770	10.0729	1069770	0	1069770	10.0729	0	10.0729	0	0	NA	NA	1069770	0	0	0
(i)	Non Resident Indians (NRIs)	43	16847	0	0	16847	0.1586	16847	0	16847	0.1586	0	0.1586	0	0	NA	NA	14097			
(j)	Foreign Nationals	0	0	0	0	0	0	0	0	0	0	0	0	0	0	NA	NA	0			
(k)	Foreign Companies	0	0	0	0	0	0	0	0	0	0	0	0	0	0	NA	NA	0			
(l)	Bodies Corporate	54	548209	0	0	548209	5.1619	548209	0	548209	5.1619	0	5.1619	0	0	NA	NA	546059	0	0	0
	Amaysha Textiles Private Limited	1	190991	0	0	190991	1.7984	190991	0	190991	1.7984	0	1.7984	0	0	NA	NA	190991			
(m)	Any Other (Specify)	159	406154	0	0	406154	3.8243	406154	0	406154	3.8243	0	3.8243	0	0	NA	NA	406029	0	0	0
	Body Corp-Ltd Liability Partnership	5	8583	0	0	8583	0.0808	8583	0	8583	0.0808	0	0.0808	0	0	NA	NA	8583	0	0	0
	Hindu Undivided Family	128	353835	0	0	353835	3.3317	353835	0	353835	3.3317	0	3.3317	0	0	NA	NA	353710	0	0	0
	Unclaimed Shares	1	3375	0	0	3375	0.0318	3375	0	3375	0.0318	0	0.0318	0	0	NA	NA	3375	0	0	0
	Clearing Member	25	40361	0	0	40361	0.38	40361	0	40361	0.38	0	0.3800	0	0	NA	NA	40361	0	0	0
	Sub Total (B)(4)	5040	3633035	0	0	3633035	34.2085	3633035	0	3633035	34.2085	0	34.2085	0	0	NA	NA	3579415	0	0	0
	Total Public Shareholding (B)= (B)(1)+(B)(2)+(B)(3)+b(4)	5043	3738084	0	0	3738084	35.1976	3738084	0	3738084	35.1976	0	35.1976	0	0	NA	NA	3684464	0	0	0

Details of the shareholders acting as persons in Concert including their Shareholding (No. and %):

No. of shareholders	No. of Shares	%
0		

Details of Shares which remain unclaimed may be given hear along with details such as number of shareholders, outstanding shares held in demat/unclaimed suspense account, voting rights which are frozen etc.

No. of shareholders	No. of Shares
1	3375

Note :

- (1) PAN would not be displayed on website of Stock Exchange(s).
- (2) The above format needs to be disclosed along with the names of the shareholders holding 1% or more than 1% of shares of the listed entity. Column no.(XIII)is not applicable in the above format.
- (3) W.r.t. the information pertaining to Depository Receipts, the same may be disclosed in the respective columns to the extent information available and the balance to be disclosed as held by custodian.
- (4) Categorization and disclosure of each shareholder category should be carried out in the order prescribed in the above format. If a shareholder is falling under more than one category, then the same shall be classified in the category falling first in the
- (5) Sub-categorization of shares under column no.(XV) will be based on shareholding(no. of shares)under the following sub-categories:
  - (i) Shareholder who are represented by a nominee Director on the board of the listed entity or have the right to nominate a representative(i.e. Director)on the board of the listed entity.
  - (ii) Shareholder who have entered into shareholder agreement with the listed entity.
  - (iii) Shareholders acting as persons in concert with promoters.



**Mahalaxmi Rubtech Limited**

**Table IV - Statement showing shareholding pattern of the Non Promoter- Non Public shareholder**

	Category & Name of the shareholders	PAN	Nos. of shareholders	No. of fully paid up equity shares held	Partly paid-up equity shares held	No. of shares underlying Depository Receipts	Total nos. shares held	Shareholding % calculated as per SCRR, 1957 As a % of (A+B+C2)	Number of Voting Rights held in each class of securities			Shares Underlying Outstanding convertible securities (including securities)	ing, as a % assuming full conversion of convertible securities	Number of Locked in shares		Number of Shares pledged or otherwise encumbered		Number of equity shares held in dematerialised form	
									No of Voting Rights					Total as a % of (A+B+C)	No. (a)	As a % of total Shares held(b)	No. (a)		As a % of total Shares held(b)
									Class eg: X	Class eg: y	Total								
1	Custodian/DR Holder		0	0	0	0	0	0.0000	0	0	0	0.0000	0	0.0000	NA	NA	0		
2	Employee Benefit Trust / Employee Welfare Trust under SEBI (Share based Employee Benefits and Sweat Equity) Regulations, 2021		0	0	0	0	0	0.0000	0	0	0	0.0000	0	0.0000	NA	NA	0		
	<b>Total Non-Promoter- Non Public Shareholding (C)= (C)(1)+(C)(2)</b>		0	0	0	0	0	0.0000	0	0	0	0.0000	0	0.0000	NA	NA	0		


**Note :**

- (1) PAN would not be displayed on website of Stock Exchange(s).
- (2) The above format needs to be disclosed along with the names of the shareholders holding 1% or more than 1% of shares of the listed entity. Column no.(XIII)is not applicable in the above format.
- (3) W.r.t. the information pertaining to Depository Receipts, the same may be disclosed in the respective columns to the extent information available.





Sr. No.	Details of the SBO					Details of the registered owner					Details of holding/ exercise of right of the SBO in the reporting company, whether direct or indirect*:					Date of creation / acquisition of significant beneficial interest	
	Name	PAN	Passport No. in case of a foreign national	Nationality	Nationality (Applicable in case of Any other is selected)	Name	PAN	Passport No. in case of a foreign national	Nationality	Nationality (Applicable in case of Any other is selected)	Whether by virtue of:						
											Shares	Voting rights	Rights on distributable dividend or any other distribution	Exercise of control	Exercise of significant influence		
	significant beneficial owners																
1	Jeetmal Bhoorchand Parekh			India		Jeetmal Bhoorch and HUF (Jeetmal Bhoorch and Parekh - Karta)			India		1.22			Yes	Yes	15-09-2006	
2	Jeetmal Bhoorchand Parekh			India		Jeetmal Rahulku mar HUF (Jeetmal Bhoorch and Parekh - Karta)			India		0.63			Yes	Yes	15-09-2006	
3	Jeetmal Bhoorchand Parekh			India		Jeetmal Prithviraj Parekh HUF (Jeetmal Bhoorch and Parekh - Karta)			India		0.10			Yes	Yes	15-09-2006	



**Table VI - Statement showing foreign ownership limits**

Particular	Approved limits (%)	Limits utilized (%)
As on shareholding date	100.00	1.05
As on the end of previous 1st quarter	100.00	0.66
As on the end of previous 2nd quarter	100.00	0.20
As on the end of previous 3rd quarter	100.00	0.16
As on the end of previous 4th quarter	100.00	0.17

**Notes :-**

- 1) "Approved Limits (%)" means the limit approved by Board of Directors / shareholders of the Listed entity. In case the listed entity has no Board approved limit, provide details of sectoral / statutory cap prescribed by Government / Regulatory Authorities
- 2) Details of Foreign ownership includes foreign ownership / investments as specified in Rule 2(s) of the Foreign Exchange Management (Non debt Instruments) Rules, 2019, made under the Foreign Exchange Management Act, 1999.



**MAHALAXMI FABRIC MILLS PRIVATE LIMITED**  
**(FORMERLY KNOWN AS "SONNET COLOURS PVT LTD")**

**PRE-ARRANGEMENT SHAREHOLDING PATTERN**

**(WITHOUT PAN)**

<b>General information about company</b>	
Scrip code	NOTLISTED
NSE Symbol	NOTLISTED
MSEI Symbol	NOTLISTED
ISIN	NOTLISTED
Name of the company	MAHALAXMI FABRIC MILLS PRIVATE LIMITED (FORMERLY KNOWN AS "SONNET COLOURS PVT LTD")
Whether company is SME	No
Class of Security	Equity Shares
Type of report	-
Quarter Ended / Half year ended/Date of Report (For Prelisting / Allotment)	10-02-2023
Date of allotment / extinguishment (in case Capital Restructuring selected) / Listing Date	-
Shareholding pattern filed under	Pre_Regulation 31 (1)
Whether the listed entity is Public Sector Undertaking (PSU)?	No



<b>Sr. No.</b>	<b>Particular</b>	<b>Yes/No</b>	<b>Promoter and Promoter Group</b>	<b>Public shareholder</b>	<b>Non Promoter-Non Public</b>
1	Whether the Listed Entity has issued any partly paid up shares?	No	No	No	No
2	Whether the Listed Entity has issued any Convertible Securities ?	No	No	No	No
3	Whether the Listed Entity has issued any Warrants ?	No	No	No	No
4	Whether the Listed Entity has any shares against which depository receipts are issued?	No	No	No	No
5	Whether the Listed Entity has any shares in locked-in?	No	No	No	No
6	Whether any shares held by promoters are pledge or otherwise encumbered?	No	No		
7	Whether company has equity shares with differential voting rights?	No	No	No	No
8	Whether the listed entity has any significant beneficial owner?	No			



**MAHALAXMI FABRIC MILLS PRIVATE LIMITED (FORMERLY KNOWN AS "SONNET COLOURS PVT LTD")**

**Table I - Summary Statement holding of specified securities**

Category	Category of shareholder	Nos. of shareholders	No. of fully paid up equity shares held	No. of Partly paid-up equity shares held	No. of shares underlying Depository Receipts	Total nos. shares held	Shareholding as a % of total no. of shares (calculated as per SCRR, 1957)	Number of Voting Rights held in each class of securities			Shares Underlying Outstanding convertible securities (including	ing, as a % assuming full conversion of convertible securities	Number of Locked in shares		Number of Shares pledged or otherwise encumbered		Number of equity shares held in dematerialised form	
								No of Voting Rights					Total as a % of (A+B+C)	No. (a)	As a % of total Shares held(b)	No. (a)		As a % of total Shares held(b)
								Class eg: X	Class eg: y	Total								
(A)	Promoter & Promoter Group	12	5000	0	0	5000	100.0000	5000	0	5000	100.0000	0	100.0000	0	0.0000	0	0.0000	0
(B)	Public	0	0	0	0	0	0.0000	0	0	0	0	0	0	0	0.0000	NA	NA	0
(C)	Non Promoter - Non Public				0				0		0				0.0000	NA	NA	
(C1)	Shares Underlying DRs	0	0	0	0	0	0.0000	0	0	0	0.0000	0	0.0000	0	0.0000	NA	NA	0
(C2)	Shares Held By Employee Trust	0	0	0	0	0	0.0000	0	0	0	0.0000	0	0.0000	0	0.0000	NA	NA	0
	Total	12	5000	0	0	5000	100.0000	5000	0	5000	100.0000	0	100.0000	0	0.0000	0	0.0000	0



**MAHALAXMI FABRIC MILLS PRIVATE LIMITED (FORMERLY KNOWN AS "SONNET COLOURS PVT LTD")**

**Table II - Statement showing shareholding pattern of the Promoter and Promoter Group**

Category & Name of the shareholders	Entity Type	PAN	Nos. of shareholders (III)	No. of fully paid up equity shares held (IV)	Partly paid-up equity shares held (V)	No. of shares underlying Depository Receipts (VI)	Total nos. shares held (VII) = (IV)+(V)+(VI)	Shareholding % calculated as per SCRR, 1957 As a % of (A+B+C2) (VIII) As a %	Number of Voting Rights held in each class of securities			Shares Underlying Outstanding convertible securities (including (X))	Shareholding , as a % assuming full conversion of convertible securities ( as a percentage of diluted share capital) (XI)= (VII)+(X)	Number of Locked in shares		Number of Shares pledged or otherwise encumbered		Number of equity shares held in dematerialised form (XIV)	
									No of Voting Rights					Total as a % of Total Voting Rights	No. (a)	As a % of total Shares held(b)	No. (a)		As a % of total Shares held(b)
									Class eg: X	Class eg: y	Total								
<b>1 Indian</b>																			
<b>(a) Individuals / Hindu Undivided Family</b>			<b>8</b>	<b>3190</b>	<b>0</b>	<b>0</b>	<b>3190</b>	<b>63.8000</b>	<b>3190</b>	<b>0</b>	<b>3190</b>	<b>63.8000</b>	<b>0</b>	<b>63.8000</b>	<b>0</b>	<b>0.0000</b>	<b>0</b>	<b>0.0000</b>	<b>0</b>
Anand Jeetmal Parekh	Promoters		1	450	0	0	450	9.0000	450	0	450	9.0000	0	9.0000	0	0.0000	0	0.0000	0
Kamlaben Jeetmal Parekh	Promoters		1	450	0	0	450	9.0000	450	0	450	9.0000	0	9.0000	0	0.0000	0	0.0000	0
Jeetmal Bhoorchand Parekh	Promoters		1	450	0	0	450	9.0000	450	0	450	9.0000	0	9.0000	0	0.0000	0	0.0000	0
Jeetmal Bhoorchand Parekh jointly with Kamlaben Jeetmal Parekh	Promoters		1	40	0	0	40	0.8000	40	0	40	0.8000	0	0.8000	0	0.0000	0	0.0000	0
Rahul Jeetmal Parekh	Promoters		1	450	0	0	450	9.0000	450	0	450	9.0000	0	9.0000	0	0.0000	0	0.0000	0
Ratna Rahul Parekh	Promoters		1	450	0	0	450	9.0000	450	0	450	9.0000	0	9.0000	0	0.0000	0	0.0000	0
Amrita Anand Parekh	Promoters		1	460	0	0	460	9.2000	460	0	460	9.2000	0	9.2000	0	0.0000	0	0.0000	0
Mamta Atulkumar Surana	Promoters		1	440	0	0	440	8.8000	440	0	440	8.8000	0	8.8000	0	0.0000	0	0.0000	0
<b>(b) Central Government / State Government(s)</b>			<b>0</b>	<b>0</b>	<b>0</b>	<b>0</b>	<b>0</b>	<b>0.0000</b>	<b>0</b>	<b>0</b>	<b>0</b>	<b>0.0000</b>	<b>0</b>	<b>0.0000</b>	<b>0</b>	<b>0.0000</b>	<b>0</b>	<b>0.0000</b>	<b>0</b>
<b>(c) Financial Institutions / Banks</b>			<b>0</b>	<b>0</b>	<b>0</b>	<b>0</b>	<b>0</b>	<b>0.0000</b>	<b>0</b>	<b>0</b>	<b>0</b>	<b>0.0000</b>	<b>0</b>	<b>0.0000</b>	<b>0</b>	<b>0.0000</b>	<b>0</b>	<b>0.0000</b>	<b>0</b>
<b>(d) Any Other (Specify)</b>			<b>4</b>	<b>1810</b>	<b>0</b>	<b>0</b>	<b>1810</b>	<b>36.2000</b>	<b>1810</b>	<b>0</b>	<b>1810</b>	<b>36.2000</b>	<b>0</b>	<b>36.2000</b>	<b>0</b>	<b>0.0000</b>	<b>0</b>	<b>0.0000</b>	<b>0</b>
<b>Bodies Corporate</b>			<b>4</b>	<b>1810</b>	<b>0</b>	<b>0</b>	<b>1810</b>	<b>36.2000</b>	<b>1810</b>	<b>0</b>	<b>1810</b>	<b>36.2000</b>	<b>0</b>	<b>36.2000</b>	<b>0</b>	<b>0.0000</b>	<b>0</b>	<b>0.0000</b>	<b>0</b>
Heena Agriculture Pvt Ltd	Promoters		1	430	0	0	430	8.6000	430	0	430	8.6000	0	8.6000	0	0.0000	0	0.0000	0
Mahalaxmi Calchem Private Limited	Promoters		1	440	0	0	440	8.8000	440	0	440	8.8000	0	8.8000	0	0.0000	0	0.0000	0
Anand Chem Industries Pvt Ltd	Promoters		1	440	0	0	440	8.8000	440	0	440	8.8000	0	8.8000	0	0.0000	0	0.0000	0
Rainbow Exports Pvt Ltd	Promoters		1	500	0	0	500	10.0000	500	0	500	10.0000	0	10.0000	0	0	0	0	0
<b>Sub Total (A)[1]</b>			<b>12</b>	<b>5000</b>	<b>0</b>	<b>0</b>	<b>5000</b>	<b>100.0000</b>	<b>5000</b>	<b>0</b>	<b>5000</b>	<b>100.0000</b>	<b>0</b>	<b>100.0000</b>	<b>0</b>	<b>0.0000</b>	<b>0</b>	<b>0.0000</b>	<b>0</b>
<b>2 Foreign</b>																			
<b>(a) Individuals (Non-Resident Individuals / Foreign Individuals)</b>			<b>0</b>	<b>0</b>	<b>0</b>	<b>0</b>	<b>0</b>	<b>0.0000</b>	<b>0</b>	<b>0</b>	<b>0</b>	<b>0.0000</b>	<b>0</b>	<b>0.0000</b>	<b>0</b>	<b>0.0000</b>	<b>0</b>	<b>0.0000</b>	<b>0</b>
<b>(b) Government</b>			<b>0</b>	<b>0</b>	<b>0</b>	<b>0</b>	<b>0</b>	<b>0.0000</b>	<b>0</b>	<b>0</b>	<b>0</b>	<b>0.0000</b>	<b>0</b>	<b>0.0000</b>	<b>0</b>	<b>0.0000</b>	<b>0</b>	<b>0.0000</b>	<b>0</b>
<b>(c) Institutions</b>			<b>0</b>	<b>0</b>	<b>0</b>	<b>0</b>	<b>0</b>	<b>0.0000</b>	<b>0</b>	<b>0</b>	<b>0</b>	<b>0.0000</b>	<b>0</b>	<b>0.0000</b>	<b>0</b>	<b>0.0000</b>	<b>0</b>	<b>0.0000</b>	<b>0</b>
<b>(d) Foreign Portfolio Investor</b>			<b>0</b>	<b>0</b>	<b>0</b>	<b>0</b>	<b>0</b>	<b>0.0000</b>	<b>0</b>	<b>0</b>	<b>0</b>	<b>0.0000</b>	<b>0</b>	<b>0.0000</b>	<b>0</b>	<b>0.0000</b>	<b>0</b>	<b>0.0000</b>	<b>0</b>
<b>(e) Any Other (Specify)</b>			<b>0</b>	<b>0</b>	<b>0</b>	<b>0</b>	<b>0</b>	<b>0.0000</b>	<b>0</b>	<b>0</b>	<b>0</b>	<b>0.0000</b>	<b>0</b>	<b>0.0000</b>	<b>0</b>	<b>0.0000</b>	<b>0</b>	<b>0.0000</b>	<b>0</b>
<b>Sub Total (A)[2]</b>			<b>0</b>	<b>0</b>	<b>0</b>	<b>0</b>	<b>0</b>	<b>0.0000</b>	<b>0</b>	<b>0</b>	<b>0</b>	<b>0.0000</b>	<b>0</b>	<b>0.0000</b>	<b>0</b>	<b>0.0000</b>	<b>0</b>	<b>0.0000</b>	<b>0</b>
<b>Total Shareholding Of Promoter And Promoter Group (A)= (A)[1]+(A)[2]</b>			<b>12</b>	<b>5000</b>	<b>0</b>	<b>0</b>	<b>5000</b>	<b>100.0000</b>	<b>5000</b>	<b>0</b>	<b>5000</b>	<b>100.0000</b>	<b>0</b>	<b>100.0000</b>	<b>0</b>	<b>0.0000</b>	<b>0</b>	<b>0.0000</b>	<b>0</b>

Details of Shares which remain unclaimed may be given hear along with details such as number of shareholders, outstanding shares held in demat/unclaimed suspense account, voting rights which are frozen etc.

Not

(1) PAN would not be displayed on website of Stock Exchange(s)

(2) The term 'Encumbrance' has the same meaning as assigned under regulation 28(3) of SEBI (Substantial Acquisition of Shares and Takeovers) Regulations, 2011.



**MAHALAXMI FABRIC MILLS PRIVATE LIMITED (FORMERLY KNOWN AS "SONNET COLOURS PVT LTD")**

**Table III - Statement showing shareholding pattern of the Public shareholder**

Category & Name of the shareholders	PAN	Nos. of shareholders	No. of fully paid up equity shares held	Partly paid-up equity shares held	No. of shares underlying Depository Receipts	Total nos. shares held	Shareholding % calculated as per SCRR, 1957 As a % of (A+B+C2)	Number of Voting Rights held in each class of securities			Shares Underlying Outstanding convertible securities (including securities convertible assuming full conversion of convertible securities)	Number of Locked in shares	Number of Shares pledged or otherwise encumbered		Number of equity shares held in dematerialised form	Sub-categorization of shares					
								No of Voting Rights		Total as a % of Total Voting Rights			As a % of total Shares held(b)	As a % of total Shares held(b)		Shareholding (No. of shares) under	Sub-category(i)	Sub-category(ii)			
								Class eg: X	Class eg: y										Total		
(I)	(II)	(III)	(IV)	(V)	(VI)	(VII) =	(VIII) As a % of (A+B+C2)	(IX) X	(IX) y	(IX) Total	(X)	(XI) =	(XII) No. (a)	(XII) As a % of total Shares held(b)	(XIII) No. (a)	(XIII) As a % of total Shares held(b)	(XIV)	(XV)			
<b>1</b> Institutions (Domestic)																					
(a) Mutual Fund		0	0	0	0	0	0.0000	0	0	0	0.0000	0.0000	0.0000	0	0.0000	NA	NA	0	0	0	0
(b) Venture Capital Funds		0	0	0	0	0	0.0000	0	0	0	0.0000	0.0000	0.0000	0	0.0000	NA	NA	0			
(c) Alternate Investment Funds		0	0	0	0	0	0.0000	0	0	0	0.0000	0.0000	0.0000	0	0.0000	NA	NA	0			
(d) Banks		0	0	0	0	0	0.0000	0	0	0	0.0000	0.0000	0.0000	0	0.0000	NA	NA	0			
(e) Insurance Companies		0	0	0	0	0	0.0000	0	0	0	0.0000	0.0000	0.0000	0	0.0000	NA	NA	0			
(f) Provident Funds/ Pension Funds		0	0	0	0	0	0.0000	0	0	0	0.0000	0.0000	0.0000	0	0.0000	NA	NA	0			
(G) Asset Reconstruction Companies		0	0	0	0	0	0.0000	0	0	0	0.0000	0.0000	0.0000	0	0.0000	NA	NA	0			
(h) Sovereign Wealth Funds		0	0	0	0	0	0.0000	0	0	0	0.0000	0.0000	0.0000	0	0.0000	NA	NA	0			
(i) NBFCS registered with RBI		0	0	0	0	0	0.0000	0	0	0	0.0000	0.0000	0.0000	0	0.0000	NA	NA	0	0	0	0
(j) Other Financial Institutions		0	0	0	0	0	0.0000	0	0	0	0.0000	0.0000	0.0000	0	0.0000	NA	NA	0			
(k) Any Other (Specify)		0	0	0	0	0	0.0000	0	0	0	0.0000	0.0000	0.0000	0	0.0000	NA	NA	0			
Sub Total (B)(1)		0	0	0	0	0	0.0000	0	0	0	0.0000	0.0000	0.0000	0	0.0000	NA	NA	0	0	0	0
<b>2</b> Institutions (Foreign)		0	0	0	0	0	0.0000	0	0	0	0.0000	0.0000	0.0000					0			
(a) Foreign Direct Investment		0	0	0	0	0	0.0000	0	0	0	0.0000	0.0000	0.0000	0	0.0000	NA	NA	0			
(b) Foreign Venture Capital Investors		0	0	0	0	0	0.0000	0	0	0	0.0000	0.0000	0.0000	0	0.0000	NA	NA	0			
(c) Sovereign Wealth Funds		0	0	0	0	0	0.0000	0	0	0	0.0000	0.0000	0.0000	0	0.0000	NA	NA	0			
(d) Foreign Portfolio Investors Category I		0	0	0	0	0	0.0000	0	0	0	0.0000	0.0000	0.0000	0	0.0000	NA	NA	0	0	0	0
(e) Foreign Portfolio Investors Category II		0	0	0	0	0	0.0000	0	0	0	0.0000	0.0000	0.0000	0	0.0000	NA	NA	0			
(f) Overseas Depositories(holding DRs) (balancing figure)		0	0	0	0	0	0.0000	0	0	0	0.0000	0.0000	0.0000	0	0.0000	NA	NA	0			
(g) Any Other (Specify)		0	0	0	0	0	0.0000	0	0	0	0.0000	0.0000	0.0000	0	0.0000	NA	NA	0			
Sub Total (B)(2)		0	0	0	0	0	0.0000	0	0	0	0.0000	0.0000	0.0000	0	0.0000	NA	NA	0	0	0	0
<b>3</b> Central Government/ State Government(s)		0	0	0	0	0	0.0000	0	0	0	0.0000	0.0000	0.0000					0			
(a) Central Government / President of India		0	0	0	0	0	0.0000	0	0	0	0.0000	0.0000	0.0000	0	0.0000	NA	NA	0			
(b) State Government / Governor		0	0	0	0	0	0.0000	0	0	0	0.0000	0.0000	0.0000	0	0.0000	NA	NA	0			
(C) Shareholding by Companies or Bodies Corporate where Central / State Government is a promoter		0	0	0	0	0	0.0000	0	0	0	0.0000	0.0000	0.0000	0	0.0000	NA	NA	0			
Sub Total (B)(3)		0	0	0	0	0	0.0000	0	0	0	0.0000	0.0000	0.0000	0	0.0000	NA	NA	0			
<b>4</b> Non-Institutions		0	0	0	0	0	0.0000	0	0	0	0.0000	0.0000	0.0000	0	0.0000	NA	NA	0			
(a) Associate companies / Subsidiaries		0	0	0	0	0	0.0000	0	0	0	0.0000	0.0000	0.0000	0	0.0000	NA	NA	0			
(b) Directors and their relatives (excluding Independent Directors and nominee Directors)		0	0	0	0	0	0.0000	0	0	0	0.0000	0.0000	0.0000	0	0.0000	NA	NA	0			
(C) Key Managerial Personnel		0	0	0	0	0	0.0000	0	0	0	0.0000	0.0000	0.0000	0	0.0000	NA	NA	0			
(D) Relatives of promoters (other than 'immediate relatives' of promoters disclosed under 'Promoter and Promoter Group' category)		0	0	0	0	0	0.0000	0	0	0	0.0000	0.0000	0.0000	0	0.0000	NA	NA	0			
(E) Trusts where any person belonging to 'Promoter and Promoter Group' category is 'trustee', 'beneficiary', or 'author of the trust'		0	0	0	0	0	0.0000	0	0	0	0.0000	0.0000	0.0000	0	0.0000	NA	NA	0			



(f)	Investor Education and Protection Fund (IEPF)	0	0	0	0	0	0.0000	0	0	0	0.0000	0.0000	0.0000	0	0.0000	NA	NA	0	0	0	0
(g)	Resident Individuals holding nominal share capital upto Rs. 2 lakhs	0	0	0	0	0	0.0000	0	0	0	0.0000	0.0000	0.0000	0	0.0000	NA	NA	0	0	0	0
(h)	ii. Resident individual holding nominal share capital in excess of Rs. 2 lakhs.	0	0	0	0	0	0.0000	0	0	0	0.0000	0.0000	0.0000	0	0.0000	NA	NA	0	0	0	0
(i)	Non Resident Indians (NRIs)	0	0	0	0	0	0.0000	0	0	0	0.0000	0.0000	0.0000	0	0.0000	NA	NA	0			
(j)	Foreign Nationals	0	0	0	0	0	0.0000	0	0	0	0.0000	0.0000	0.0000	0	0.0000	NA	NA	0			
(k)	Foreign Companies	0	0	0	0	0	0.0000	0	0	0	0.0000	0.0000	0.0000	0	0.0000	NA	NA	0			
(l)	Bodies Corporate	0	0	0	0	0	0.0000	0	0	0	0.0000	0.0000	0.0000	0	0.0000	NA	NA	0	0	0	0
(m)	Any Other (Specify)	0	0	0	0	0	0.0000	0	0	0	0.0000	0.0000	0.0000	0	0.0000	NA	NA	0	0	0	0
	Sub Total (B)(4)	0	0	0	0	0	0.0000	0	0	0	0.0000	0.0000	0.0000	0	0.0000	NA	NA	0	0	0	0
	Total Public Shareholding (B)= (B)(1)+(B)(2)+(B)(3)+b(4)	0	0	0	0	0	0.0000	0	0	0	0.0000	0.0000	0.0000	0	0.0000	NA	NA	0	0	0	0

Details of the shareholders acting as persons in Concert including their Shareholding (No. and %):

No. of shareholders	No. of Shares	%
0	0	0.0000

Details of Shares which remain unclaimed may be given hear along with details such as number of shareholders, outstanding shares held in demat/unclaimed suspense account, voting rights which are frozen etc.

No. of shareholders	No. of Shares
0	0

Note :

- (1) PAN would not be displayed on website of Stock Exchange(s).
- (2) The above format needs to be disclosed along with the names of the shareholders holding 1% or more than 1% of shares of the listed entity. Column no.(XIII)is not applicable in the above format.
- (3) W.r.t. the information pertaining to Depository Receipts, the same may be disclosed in the respective columns to the extent information available and the balance to be disclosed as held by custodian.
- (4) Categorization and disclosure of each shareholder category should be carried out in the order prescribed in the above format. If a shareholder is falling under more than one category, then the same shall be classified in the category falling first
- (5) Sub-categorization of shares under column no.(XV) will be based on shareholding(no. of shares)under the following sub-categories:
  - (i) Shareholder who are represented by a nominee Director on the board of the listed entity or have the right to nominate a representative(i.e. Director)on the board of the listed entity.
  - (ii) Shareholder who have entered into shareholder agreement with the listed entity.
  - (iii) Shareholders acting as persons in concert with promoters.





**MAHALAXMI FABRIC MILLS PRIVATE LIMITED (FORMERLY KNOWN AS "SONNET COLOURS PVT LTD")**
**Table IV - Statement showing shareholding pattern of the Non Promoter- Non Public shareholder**

	Category & Name of the shareholders	PAN	Nos. of shareholders	No. of fully paid up equity shares held	Partly paid-up equity shares held	No. of shares underlying Depository Receipts	Total nos. shares held	Shareholding % calculated as per SCRR, 1957 As a % of (A+B+C2)	Number of Voting Rights held in each class of securities			Shares Underlying Outstanding convertible securities (including	ing, as a % assuming full conversion of convertible securities	Number of Locked in shares		Number of Shares pledged or otherwise encumbered		Number of equity shares held in dematerialised form	
									No of Voting Rights					Total as a % of (A+B+C)	No. (a)	As a % of total Shares held(b)	No. (a)		As a % of total Shares held(b)
									Class eg: X	Class eg: y	Total								
(I)	(II)	(III)	(IV)	(V)	(VI)	(VII) =	(VIII) As a	(IX)			(X)	(XI) =	(XII)		(XIII)		(XIV)		
1	Custodian/DR Holder		0	0	0	0	0	0.0000	0	0	0	0.0000	0	0.0000	0	0.0000	NA	NA	0
2	Employee Benefit Trust / Employee Welfare Trust under SEBI (Share based Employee Benefits and Sweat Equity) Regulations, 2021		0	0	0	0	0	0.0000	0	0	0	0.0000	0	0.0000	0	0.0000	NA	NA	0
	<b>Total Non-Promoter- Non Public Shareholding (C)= (C)(1)+(C)(2)</b>		<b>0</b>	<b>0</b>	<b>0</b>	<b>0</b>	<b>0</b>	<b>0.0000</b>	<b>0</b>	<b>0</b>	<b>0</b>	<b>0.0000</b>	<b>0</b>	<b>0.0000</b>	<b>0</b>	<b>0.0000</b>	<b>NA</b>	<b>NA</b>	<b>0</b>

**Note :**

(1) PAN would not be displayed on website of Stock Exchange(s).

(2) The above format needs to be disclosed along with the names of the shareholders holding 1% or more than 1% of shares of the listed entity. Column no.(XIII) is not applicable in the above format.

(3) W.r.t. the information pertaining to Depository Receipts, the same may be disclosed in the respective columns to the extent information available.



**Table VI - Statement showing foreign ownership limits**

Particular	Approved limits (%)	Limits utilized (%)
As on shareholding date	-	-
As on the end of previous 1st quarter	-	-
As on the end of previous 2nd quarter	-	-
As on the end of previous 3rd quarter	-	-
As on the end of previous 4th quarter	-	-

**Notes :-**

- 1) "Approved Limits (%)" means the limit approved by Board of Directors / shareholders of the Listed entity. In case the listed entity has no Board approved limit, provide details of sectoral / statutory cap prescribed by Government / Regulatory Authorities
- 2) Details of Foreign ownership includes foreign ownership / investments as specified in Rule 2(s) of the Foreign Exchange Management (Non debt Instruments) Rules, 2019, made under the Foreign Exchange Management Act, 1999.



**MAHALAXMI FABRIC MILLS LIMITED**  
**(FORMERLY KNOWN AS “SONNET COLOURS PVT LTD”)**

**POST-ARRANGEMENT SHAREHOLDING PATTERN**

**(WITHOUT PAN)**

<b>General information about company</b>	
Scrip code	NOTLISTED
NSE Symbol	NOTLISTED
MSEI Symbol	NOTLISTED
ISIN	NOTLISTED
Name of the company	MAHALAXMI FABRIC MILLS LIMITED (FORMERLY KNOWN AS “SONNET COLOURS PVT LTD”)
Whether company is SME	No
Class of Security	Equity Shares
Type of report	-
Quarter Ended / Half year ended/Date of Report (For Prelisting / Allotment)	-
Date of allotment / extinguishment (in case Capital Restructuring selected) / Listing Date	-
Shareholding pattern filed under	Post_Regulation 31 (1)
Whether the listed entity is Public Sector Undertaking (PSU)?	No



Sr. No.	Particular	Yes/No	Promoter and Promoter Group	Public shareholder	Non Promoter-Non Public
1	Whether the Listed Entity has issued any partly paid up shares?	No	No	No	No
2	Whether the Listed Entity has issued any Convertible Securities ?	No	No	No	No
3	Whether the Listed Entity has issued any Warrants ?	No	No	No	No
4	Whether the Listed Entity has any shares against which depository receipts are issued?	No	No	No	No
5	Whether the Listed Entity has any shares in locked-in?	No	No	No	No
6	Whether any shares held by promoters are pledge or otherwise encumbered?	No	No		
7	Whether company has equity shares with differential voting rights?	No	No	No	No
8	Whether the listed entity has any significant beneficial owner?	Yes			



**MAHALAXMI FABRIC MILLS LIMITED (FORMERLY KNOWN AS "SONNET COLOURS PVT LTD")**

**Table I - Summary Statement holding of specified securities**

Category	Category of shareholder	Nos. of shareholders	No. of fully paid up equity shares held	No. of Partly paid-up equity shares held	No. of shares underlying Depository Receipts	Total nos. shares held	Shareholding as a % of total no. of shares (calculated as per SCRR, 1957)	Number of Voting Rights held in each class of securities			Shares Underlying Outstanding convertible securities (including	ing, as a % assuming full conversion of convertible securities	Number of Locked in shares		Number of Shares pledged or otherwise encumbered		Number of equity shares held in dematerialised form	
								No of Voting Rights					Total as a % of (A+B+C)	No. (a)	As a % of total Shares held(b)	No. (a)		As a % of total Shares held(b)
								Class eg: X	Class eg: y	Total								
(I)	(II)	(III)	(IV)	(V)	(VI)	(VII) =	(VIII) As a	(IX)			(X)	(XI)=	(XII)		(XIII)	(XIV)		
(A)	Promoter & Promoter Group	19	6882191	0	0	6882191	64.8024	6882191	0	6882191	64.8024	0	64.8024	0	0.0000	0	0.0000	6882191
(B)	Public	5043	3738084	0	0	3738084	35.1976	3738084	0	3738084	35.1976	0	35.1976	0	0.0000	NA	NA	3684464
(C)	Non Promoter - Non Public				0				0			0		0.0000	NA	NA		
(C1)	Shares Underlying DRs	0	0	0	0	0	0.0000	0	0	0	0.0000	0	0.0000	0	0.0000	NA	NA	0
(C2)	Shares Held By Employee Trust	0	0	0	0	0	0.0000	0	0	0	0.0000	0	0.0000	0	0.0000	NA	NA	0
	Total	5062	10620275	0	0	10620275	100.0000	10620275	0	10620275	100.0000	0	100.0000	0	0.0000	0	0.0000	10566655





**MAHALAXMI FABRIC MILLS LIMITED (FORMERLY KNOWN AS "SONNET COLOURS PVT LTD")**

**Table III - Statement showing shareholding pattern of the Public shareholder**

Category & Name of the shareholders	PAN	Nos. of shareholders (III)	No. of fully paid up equity shares held (IV)	Partly paid-up equity shares held (V)	No. of shares underlying Depository Receipts (VI)	Total nos. shares held (VII) =	Shareholding % calculated as per SCRR, 1957 As a % of (A+B+C2) (VIII) As a %	Number of Voting Rights held in each class of securities				Shares Underlying Outstanding convertible securities (including g, as a % assuming full conversion of convertible securities ( as a percentage (XI) =	Number of Locked in shares		Number of Shares pledged or otherwise encumbered		Number of equity shares held in dematerialised form (XIV)	Sub-categorization of shares			
								No of Voting Rights			Total as a % of Total Voting Rights (X)		No. (a)	As a % of total Shares held(b)	No. (a)	As a % of total Shares held(b)		Shareholding(No. of shares) under	Sub-category(i)	Sub-category(i)	Sub-category(ii)
								Class eg: X	Class eg: y	Total											
								(IX)	(X)	(XI) =											
<b>1 Institutions (Domestic)</b>																					
(a) Mutual Fund		1	7900	0	0	7900	0.0744	7900	0	7900	0.0744	0	0.0744	0	0	NA	NA	7900	0	0	0
(b) Venture Capital Funds		0	0	0	0	0	0	0	0	0	0	0	0	0	0	NA	NA	0			
(c) Alternate Investment Funds		0	0	0	0	0	0	0	0	0	0	0	0	0	0	NA	NA	0			
(d) Banks		0	0	0	0	0	0	0	0	0	0	0	0	0	0	NA	NA	0			
(e) Insurance Companies		0	0	0	0	0	0	0	0	0	0	0	0	0	0	NA	NA	0			
(f) Provident Funds/ Pension Funds		0	0	0	0	0	0	0	0	0	0	0	0	0	0	NA	NA	0			
(G) Asset Reconstruction Companies		0	0	0	0	0	0	0	0	0	0	0	0	0	0	NA	NA	0			
(h) Sovereign Wealth Funds		0	0	0	0	0	0	0	0	0	0	0	0	0	0	NA	NA	0			
(i) NBFCs registered with RBI		1	125	0	0	125	0.0012	125	0	125	0.0012	0	0.0012	0	0	NA	NA	125	0	0	0
(j) Other Financial Institutions		0	0	0	0	0	0	0	0	0	0	0	0	0	0	NA	NA	0			
(k) Any Other (Specify)		0	0	0	0	0	0	0	0	0	0	0	0	0	0	NA	NA	0			
Sub Total (B)(1)		2	8025	0	0	8025	0.0756	8025	0	8025	0.0756	0	0.0756	0	0	NA	NA	8025	0	0	0
<b>2 Institutions (Foreign)</b>																					
(a) Foreign Direct Investment		0	0	0	0	0	0	0	0	0	0	0	0	0	0	NA	NA	0			
(b) Foreign Venture Capital Investors		0	0	0	0	0	0	0	0	0	0	0	0	0	0	NA	NA	0			
(c) Sovereign Wealth Funds		0	0	0	0	0	0	0	0	0	0	0	0	0	0	NA	NA	0			
(d) Foreign Portfolio Investors Category I		1	97024	0	0	97024	0.9136	97024	0	97024	0.9136	0	0.9136	0	0	NA	NA	97024	0	0	0
(e) Foreign Portfolio Investors Category II		0	0	0	0	0	0	0	0	0	0	0	0	0	0	NA	NA	0			
(f) Overseas Depositories(holding DRs) (balancing figure)		0	0	0	0	0	0	0	0	0	0	0	0	0	0	NA	NA	0			
(g) Any Other (Specify)		0	0	0	0	0	0	0	0	0	0	0	0	0	0	NA	NA	0			
Sub Total (B)(2)		1	97024	0	0	97024	0.9136	97024	0	97024	0.9136	0	0.9136	0	0	NA	NA	97024	0	0	0
<b>3 Central Government/ State Government(s)</b>																					
(a) Central Government / President of India		0	0	0	0	0	0	0	0	0	0	0	0	0	0	NA	NA	0			
(b) State Government / Governor		0	0	0	0	0	0	0	0	0	0	0	0	0	0	NA	NA	0			
(C) Shareholding by Companies or Bodies Corporate where Central / State Government is a promoter		0	0	0	0	0	0	0	0	0	0	0	0	0	0	NA	NA	0			
Sub Total (B)(3)		0	0	0	0	0	0	0	0	0	0	0	0	0	0	NA	NA	0			
<b>4 Non-Institutions</b>																					
(a) Associate companies / Subsidiaries		0	0	0	0	0	0	0	0	0	0	0	0	0	0	NA	NA	0			
(b) Directors and their relatives (excluding Independent Directors and nominee Directors)		0	0	0	0	0	0	0	0	0	0	0	0	0	0	NA	NA	0			
(C) Key Managerial Personnel		0	0	0	0	0	0	0	0	0	0	0	0	0	0	NA	NA	0			
(D) Relatives of promoters (other than 'immediate relatives' of promoters disclosed under 'Promoter and Promoter Group' category)		0	0	0	0	0	0	0	0	0	0	0	0	0	0	NA	NA	0			
(E) Trusts where any person belonging to 'Promoter and Promoter Group' category is 'trustee', 'beneficiary', or 'author of the trust'		0	0	0	0	0	0	0	0	0	0	0	0	0	0	NA	NA	0			



(f)	Investor Education and Protection Fund (IEPF)		1	177598	0	0	177598	1.6723	177598	0	177598	1.6723	0	1.6723	0	0	NA	NA	177598	0	0	0
	Investor Education And Protection Fund Authority		1	177598	0	0	177598	1.6723	177598	0	177598	1.6723	0	1.6723	0	0	NA	NA	177598			
(g)	Resident Individuals holding nominal share capital upto Rs. 2 lakhs		4757	1414457	0	0	1414457	13.3185	1414457	0	1414457	13.3185	0	13.3185	0	0	NA	NA	1365862	0	0	0
(h)	ii. Resident individual holding nominal share capital in excess of Rs. 2 lakhs.		26	1069770	0	0	1069770	10.0729	1069770	0	1069770	10.0729	0	10.0729	0	0	NA	NA	1069770	0	0	0
(i)	Non Resident Indians (NRIs)		43	16847	0	0	16847	0.1586	16847	0	16847	0.1586	0	0.1586	0	0	NA	NA	14097			
(j)	Foreign Nationals		0	0	0	0	0	0	0	0	0	0	0	0	0	0	NA	NA	0			
(k)	Foreign Companies		0	0	0	0	0	0	0	0	0	0	0	0	0	0	NA	NA	0			
(l)	Bodies Corporate		54	548209	0	0	548209	5.1619	548209	0	548209	5.1619	0	5.1619	0	0	NA	NA	546059	0	0	0
	Amaysha Textiles Private Limited		1	190991	0	0	190991	1.7984	190991	0	190991	1.7984	0	1.7984	0	0	NA	NA	190991			
(m)	Any Other (Specify)		159	406154	0	0	406154	3.8243	406154	0	406154	3.8243	0	3.8243	0	0	NA	NA	406029	0	0	0
	Body Corp-Ltd Liability Partnership		5	8583	0	0	8583	0.0808	8583	0	8583	0.0808	0	0.0808	0	0	NA	NA	8583	0	0	0
	Hindu Undivided Family		128	353835	0	0	353835	3.3317	353835	0	353835	3.3317	0	3.3317	0	0	NA	NA	353710	0	0	0
	Unclaimed Shares		1	3375	0	0	3375	0.0318	3375	0	3375	0.0318	0	0.0318	0	0	NA	NA	3375	0	0	0
	Clearing Member		25	40361	0	0	40361	0.38	40361	0	40361	0.38	0	0.3800	0	0	NA	NA	40361	0	0	0
	Sub Total (B)(4)		5040	3633035	0	0	3633035	34.2085	3633035	0	3633035	34.2085	0	34.2085	0	0	NA	NA	3579415	0	0	0
	Total Public Shareholding (B)= (B)(1)+(B)(2)+(B)(3)+b(4)		5043	3738084	0	0	3738084	35.1976	3738084	0	3738084	35.1976	0	35.1976	0	0	NA	NA	3684464	0	0	0

Details of the shareholders acting as persons in Concert including their Shareholding (No. and %):

No. of shareholders	No. of Shares	%
0		

Details of Shares which remain unclaimed may be given hear along with details such as number of shareholders, outstanding shares held in demat/unclaimed suspense account, voting rights which are frozen etc.

No. of shareholders	No. of Shares
1	3375

Note :

(1) PAN would not be displayed on website of Stock Exchange(s).

(2) The above format needs to be disclosed along with the names of the shareholders holding 1% or more than 1% of shares of the listed entity. Column no.(XIII)is not applicable in the above format.

(3) W.r.t. the information pertaining to Depository Receipts, the same may be disclosed in the respective columns to the extent information available and the balance to be disclosed as held by custodian.

(4) Categorization and disclosure of each shareholder category should be carried out in the order prescribed in the above format. If a shareholder is falling under more than one category, then the same shall be classified in the category falling first in the

(5) Sub-categorization of shares under column no.(XV) will be based on shareholding(no. of shares)under the following sub-categories:

(i) Shareholder who are represented by a nominee Director on the board of the listed entity or have the right to nominate a representative(i.e. Director)on the board of the listed entity.

(ii) Shareholder who have entered into shareholder agreement with the listed entity.

(iii) Shareholders acting as persons in concert with promoters.





**MAHALAXMI FABRIC MILLS LIMITED (FORMERLY KNOWN AS "SONNET COLOURS PVT LTD")**

**Table IV - Statement showing shareholding pattern of the Non Promoter- Non Public shareholder**


Category & Name of the shareholders	PAN	Nos. of shareholders	No. of fully paid up equity shares held	Partly paid-up equity shares held	No. of shares underlying Depository Receipts	Total nos. shares held	Shareholding % calculated as per SCRR, 1957 As a % of (A+B+C2)	Number of Voting Rights held in each class of securities			Shares Underlying Outstanding convertible securities (including	ing, as a % assuming full conversion of convertible securities	Number of Locked in shares		Number of Shares pledged or otherwise encumbered		Number of equity shares held in dematerialised form	
								No of Voting Rights					Total as a % of (A+B+C)	No. (a)	As a % of total Shares held(b)	No. (a)		As a % of total Shares held(b)
								Class eg: X	Class eg: y	Total								
(I)	(II)	(III)	(IV)	(V)	(VI)	(VII) =	(VIII) As a	(IX)			(X)	(XI)=	(XII)		(XIII)		(XIV)	
1	Custodian/DR Holder	0	0	0	0	0	0.0000	0	0	0	0.0000	0	0.0000	0	0.0000	NA	NA	0
2	Employee Benefit Trust / Employee Welfare Trust under SEBI (Share based Employee Benefits and Sweat Equity) Regulations, 2021	0	0	0	0	0	0.0000	0	0	0	0.0000	0	0.0000	0	0.0000	NA	NA	0
Total Non-Promoter- Non Public Shareholding (C)= (C)(1)+(C)(2)		0	0	0	0	0	0.0000	0	0	0	0.0000	0	0.0000	0	0.0000	NA	NA	0

**Note :**

- (1) PAN would not be displayed on website of Stock Exchange(s).
- (2) The above format needs to be disclosed along with the names of the shareholders holding 1% or more than 1% of shares of the listed entity. Column no.(XIII)is not applicable in the above format.
- (3) W.r.t. the information pertaining to Depository Receipts, the same may be disclosed in the respective columns to the extent information available.



Sr. No.	Details of the SBO					Details of the registered owner					Details of holding/ exercise of right of the SBO in the reporting company, whether direct or indirect*:					Date of creation / acquisition of significant beneficial interest	
	Name	PAN	Passport No. in case of a foreign national	Nationality	Nationality (Applicable in case of Any other is selected)	Name	PAN	Passport No. in case of a foreign national	Nationality	Nationality (Applicable in case of Any other is selected)	Whether by virtue of:						
											Shares	Voting rights	Rights on distributable dividend or any other distribution	Exercise of control	Exercise of significant influence		
	significant beneficial owners																
1	Jeetmal Bhoorchand Parekh			India		Jeetmal Bhoorch and HUF (Jeetmal Bhoorch and Parekh - Karta)			India		1.22			Yes	Yes	15-09-2006	
2	Jeetmal Bhoorchand Parekh			India		Jeetmal Rahul Kumar HUF (Jeetmal Bhoorch and Parekh - Karta)			India		0.63			Yes	Yes	15-09-2006	
3	Jeetmal Bhoorchand Parekh			India		Jeetmal Prithviraj Parekh HUF (Jeetmal Bhoorch and Parekh - Karta)			India		0.10			Yes	Yes	15-09-2006	



**Table VI - Statement showing foreign ownership limits**

Particular	Approved limits (%)	Limits utilized (%)
As on shareholding date	-	-
As on the end of previous 1st quarter	-	-
As on the end of previous 2nd quarter	-	-
As on the end of previous 3rd quarter	-	-
As on the end of previous 4th quarter	-	-

**Notes :-**

1) "Approved Limits (%)" means the limit approved by Board of Directors / shareholders of the Listed entity. In case the listed entity has no Board approved limit, provide details of sectoral / statutory cap prescribed by Government / Regulatory Authorities

2) Details of Foreign ownership includes foreign ownership / investments as specified in Rule 2(s) of the Foreign Exchange Management (Non debt Instruments) Rules, 2019, made under the Foreign Exchange Management Act, 1999.



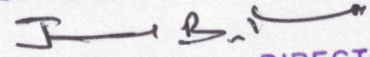
**GLOBALE TESSILE PRIVATE LIMITED**

**PRE-ARRANGEMENT SHAREHOLDING PATTERN**

**(WITHOUT PAN)**

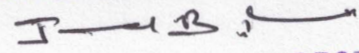
<b>General information about company</b>	
Scrip code	NOTLISTED
NSE Symbol	NOTLISTED
MSEI Symbol	NOTLISTED
ISIN	NOTLISTED
Name of the company	GLOBALE TESSILE PRIVATE LIMITED
Whether company is SME	No
Class of Security	Equity Shares
Type of report	-
Quarter Ended / Half year ended/Date of Report (For Prelisting / Allotment)	10-02-2023
Date of allotment / extinguishment (in case Capital Restructuring selected) / Listing Date	-
Shareholding pattern filed under	Pre_Regulation 31 (1)
Whether the listed entity is Public Sector Undertaking (PSU)?	No

**GLOBALE TESSILE PVT. LTD.**

  
**DIRECTOR**


Sr. No.	Particular	Yes/No	Promoter and Promoter Group	Public shareholder	Non Promoter-Non Public
1	Whether the Listed Entity has issued any partly paid up shares?	No	No	No	No
2	Whether the Listed Entity has issued any Convertible Securities ?	No	No	No	No
3	Whether the Listed Entity has issued any Warrants ?	No	No	No	No
4	Whether the Listed Entity has any shares against which depository receipts are issued?	No	No	No	No
5	Whether the Listed Entity has any shares in locked-in?	No	No	No	No
6	Whether any shares held by promoters are pledge or otherwise encumbered?	No	No		
7	Whether company has equity shares with differential voting rights?	No	No	No	No
8	Whether the listed entity has any significant beneficial owner?	No			

GLOBALE TESSILE PVT. LTD.

  
DIRECTOR

**GLOBALE TESSILE PRIVATE LIMITED**
**Table I - Summary Statement holding of specified securities**

Category	Category of shareholder	Nos. of shareholders	No. of fully paid up equity shares held	No. of Partly paid-up equity shares held	No. of shares underlying Depository Receipts	Total nos. shares held	Shareholding as a % of total no. of shares (calculated as per SCRR, 1957)	Number of Voting Rights held in each class of securities				Shares Underlying Outstanding convertible securities (including	ing, as a % assuming full conversion of convertible securities	Number of Locked in shares		Number of Shares pledged or otherwise encumbered		Number of equity shares held in dematerialised form
								No of Voting Rights			Total as a % of (A+B+C)			No. (a)	As a % of total Shares held(b)	No. (a)	As a % of total Shares held(b)	
								Class eg: X	Class eg: y	Total								
(I)	(II)	(III)	(IV)	(V)	(VI)	(VII) =	(VIII) As a	(IX)			(X)	(XI)=	(XII)		(XIII)		(XIV)	
(A)	Promoter & Promoter Group	7	50000	0	0	50000	100.0000	50000	0	50000	100.0000	0	100.0000	0	0.0000	0	0.0000	0
(B)	Public	0	0	0	0	0	0.0000	0	0	0	0	0	0	0	0.0000	NA	NA	0
(C)	Non Promoter - Non Public				0				0			0			0.0000	NA	NA	0
(C1)	Shares Underlying DRs	0	0	0	0	0	0.0000	0	0	0	0.0000	0	0.0000	0	0.0000	NA	NA	0
(C2)	Shares Held By Employee Trust	0	0	0	0	0	0.0000	0	0	0	0.0000	0	0.0000	0	0.0000	NA	NA	0
	Total	7	50000	0	0	50000	100.0000	50000	0	50000	100.0000	0	100.0000	0	0.0000	0	0.0000	0

**GLOBALE TESSILE PVT. LTD.**

**DIRECTOR**

**GLOBALE TESSILE PRIVATE LIMITED**

**Table II - Statement showing shareholding pattern of the Promoter and Promoter Group**

Category & Name of the shareholders	Entity Type	PAN	Nos. of shareholders	No. of fully paid up equity shares held	Partly paid-up equity shares held	No. of shares underlying Depository Receipts	Total nos. shares held	Shareholding % calculated as per SCRR, 1957 As a % of (A+B+C2)	Number of Voting Rights held in each class of securities			Shares Underlying Outstanding convertible securities (including	Shareholding , as a % assuming full conversion of convertible securities ( as a percentage of diluted share capital)	Number of Locked in shares		Number of Shares pledged or otherwise encumbered		Number of equity shares held in dematerialised form	
									No of Voting Rights					Total as a % of Total Voting Rights	No. (a)	As a % of total Shares held(b)	No. (a)		As a % of total Shares held(b)
									Class eg: X	Class eg: y	Total								
<b>1</b>	<b>Indian</b>																		
<b>(a) Individuals / Hindu Undivided Family</b>			<b>6</b>	<b>6</b>	<b>0</b>	<b>0</b>	<b>6</b>	<b>0.0120</b>	<b>6</b>	<b>0</b>	<b>6</b>	<b>0.0120</b>	<b>0</b>	<b>0.0120</b>	<b>0</b>	<b>0.0000</b>	<b>0</b>	<b>0.0000</b>	<b>0</b>
Jeetmal Bhoorchand Parekh (Nominee of Mahalaxmi Rubtech Limited)	Promoters		1	1	0	0	1	0.0020	1	0	1	0.0020	0	0.0020	0	0.0000	0	0.0000	0
Rahul Jeetmal Parekh (Nominee of Mahalaxmi Rubtech Limited)	Promoters		1	1	0	0	1	0.0020	1	0	1	0.0020	0	0.0020	0	0.0000	0	0.0000	0
Anand Jeetmal Parekh (Nominee of Mahalaxmi Rubtech Limited)	Promoters		1	1	0	0	1	0.0020	1	0	1	0.0020	0	0.0020	0	0.0000	0	0.0000	0
Kamladevi Jeetmal Parekh (Nominee of Mahalaxmi Rubtech Limited)	Promoters		1	1	0	0	1	0.0020	1	0	1	0.0020	0	0.0020	0	0.0000	0	0.0000	0
Ratna Rahul Parekh (Nominee of Mahalaxmi Rubtech Limited)	Promoters		1	1	0	0	1	0.0020	1	0	1	0.0020	0	0.0020	0	0.0000	0	0.0000	0
Amita Anand Parekh (Nominee of Mahalaxmi Rubtech Limited)	Promoters		1	1	0	0	1	0.0020	1	0	1	0.0020	0	0.0020	0	0.0000	0	0.0000	0
<b>(c) Financial Institutions / Banks</b>			<b>0</b>	<b>0</b>	<b>0</b>	<b>0</b>	<b>0</b>	<b>0.0000</b>	<b>0</b>	<b>0</b>	<b>0</b>	<b>0.0000</b>	<b>0</b>	<b>0.0000</b>	<b>0</b>	<b>0.0000</b>	<b>0</b>	<b>0.0000</b>	<b>0</b>
<b>(d) Any Other (Specify)</b>			<b>1</b>	<b>49994</b>	<b>0</b>	<b>0</b>	<b>49994</b>	<b>99.9880</b>	<b>49994</b>	<b>0</b>	<b>49994</b>	<b>99.9880</b>	<b>0</b>	<b>99.9880</b>	<b>0</b>	<b>0.0000</b>	<b>0</b>	<b>0.0000</b>	<b>0</b>
<b>Bodies Corporate</b>			<b>1</b>	<b>49994</b>	<b>0</b>	<b>0</b>	<b>49994</b>	<b>99.9880</b>	<b>49994</b>	<b>0</b>	<b>49994</b>	<b>99.9880</b>	<b>0</b>	<b>99.9880</b>	<b>0</b>	<b>0.0000</b>	<b>0</b>	<b>0.0000</b>	<b>0</b>
Mahalaxmi Rubtech Limited	Promoters		1	49994	0	0	49994	99.9880	49994	0	49994	99.9880	0	99.9880	0	0.0000	0	0.0000	0
<b>Sub Total (A)(1)</b>			<b>7</b>	<b>50000</b>	<b>0</b>	<b>0</b>	<b>50000</b>	<b>100.0000</b>	<b>50000</b>	<b>0</b>	<b>50000</b>	<b>100.0000</b>	<b>0</b>	<b>100.0000</b>	<b>0</b>	<b>0.0000</b>	<b>0</b>	<b>0.0000</b>	<b>0</b>
<b>2</b>	<b>Foreign</b>																		
<b>(a) Individuals (Non-Resident Individuals / Foreign Individuals)</b>			<b>0</b>	<b>0</b>	<b>0</b>	<b>0</b>	<b>0</b>	<b>0.0000</b>	<b>0</b>	<b>0</b>	<b>0</b>	<b>0.0000</b>	<b>0</b>	<b>0.0000</b>	<b>0</b>	<b>0.0000</b>	<b>0</b>	<b>0.0000</b>	<b>0</b>
<b>(b) Government</b>			<b>0</b>	<b>0</b>	<b>0</b>	<b>0</b>	<b>0</b>	<b>0.0000</b>	<b>0</b>	<b>0</b>	<b>0</b>	<b>0.0000</b>	<b>0</b>	<b>0.0000</b>	<b>0</b>	<b>0.0000</b>	<b>0</b>	<b>0.0000</b>	<b>0</b>
<b>(c) Institutions</b>			<b>0</b>	<b>0</b>	<b>0</b>	<b>0</b>	<b>0</b>	<b>0.0000</b>	<b>0</b>	<b>0</b>	<b>0</b>	<b>0.0000</b>	<b>0</b>	<b>0.0000</b>	<b>0</b>	<b>0.0000</b>	<b>0</b>	<b>0.0000</b>	<b>0</b>
<b>(d) Foreign Portfolio Investor</b>			<b>0</b>	<b>0</b>	<b>0</b>	<b>0</b>	<b>0</b>	<b>0.0000</b>	<b>0</b>	<b>0</b>	<b>0</b>	<b>0.0000</b>	<b>0</b>	<b>0.0000</b>	<b>0</b>	<b>0.0000</b>	<b>0</b>	<b>0.0000</b>	<b>0</b>
<b>(e) Any Other (Specify)</b>			<b>0</b>	<b>0</b>	<b>0</b>	<b>0</b>	<b>0</b>	<b>0.0000</b>	<b>0</b>	<b>0</b>	<b>0</b>	<b>0.0000</b>	<b>0</b>	<b>0.0000</b>	<b>0</b>	<b>0.0000</b>	<b>0</b>	<b>0.0000</b>	<b>0</b>
<b>Sub Total (A)(2)</b>			<b>0</b>	<b>0</b>	<b>0</b>	<b>0</b>	<b>0</b>	<b>0.0000</b>	<b>0</b>	<b>0</b>	<b>0</b>	<b>0.0000</b>	<b>0</b>	<b>0.0000</b>	<b>0</b>	<b>0.0000</b>	<b>0</b>	<b>0.0000</b>	<b>0</b>
<b>Total Shareholding Of Promoter And Promoter Group (A)= (A)(1)+(A)(2)</b>			<b>7</b>	<b>50000</b>	<b>0</b>	<b>0</b>	<b>50000</b>	<b>100.0000</b>	<b>50000</b>	<b>0</b>	<b>50000</b>	<b>100.0000</b>	<b>0</b>	<b>100.0000</b>	<b>0</b>	<b>0.0000</b>	<b>0</b>	<b>0.0000</b>	<b>0</b>


Details of Shares which remain unclaimed may be given hear along with details such as number of shareholders, outstanding shares held in demat/unclaimed suspense account, voting rights which are frozen etc.

Not

(1) PAN would not be displayed on website of Stock Exchange(s)

(2) The term 'Encumbrance' has the same meaning as assigned under regulation 28(3) of SEBI (Substantial Acquisition of Shares and Takeovers) Regulations, 2011.

**GLOBALE TESSILE PVT. LTD.**



**DIRECTOR**

**GLOBALE TESSILE PRIVATE LIMITED**

Table III - Statement showing shareholding pattern of the Public shareholder

Category & Name of the shareholders	PAN	Nos. of shareholders	No. of fully paid up equity shares held	Partly paid-up equity shares held	No. of shares underlying Depository Receipts	Total nos. shares held	Shareholding % calculated as per SCRR, 1957 As a % of (A+B+C2)	Number of Voting Rights held in each class of securities			Shares Underlying Outstanding convertible securities (including securities convertible as a % assuming full conversion of convertible securities)	Number of Locked in shares	Number of Shares pledged or otherwise encumbered		Number of equity shares held in dematerialised form	Sub-categorization of shares					
								No of Voting Rights					Total as a % of Total Voting Rights	No. (a)		As a % of total Shares held(b)	No. (a)	As a % of total Shares held(b)	Shareholding(No. of shares) under Sub-category(i)	Sub-category(ii)	Sub-category(iii)
								Class eg: X	Class eg: Y	Total											
1	Institutions (Domestic)																				
(a)	Mutual Fund		0	0	0	0	0.0000	0	0	0	0.0000	0.0000	0.0000	0	0.0000	NA	NA	0	0	0	0
(b)	Venture Capital Funds		0	0	0	0	0.0000	0	0	0	0.0000	0.0000	0.0000	0	0.0000	NA	NA	0			
(c)	Alternate Investment Funds		0	0	0	0	0.0000	0	0	0	0.0000	0.0000	0.0000	0	0.0000	NA	NA	0			
(d)	Banks		0	0	0	0	0.0000	0	0	0	0.0000	0.0000	0.0000	0	0.0000	NA	NA	0			
(e)	Insurance Companies		0	0	0	0	0.0000	0	0	0	0.0000	0.0000	0.0000	0	0.0000	NA	NA	0			
(f)	Provident Funds/ Pension Funds		0	0	0	0	0.0000	0	0	0	0.0000	0.0000	0.0000	0	0.0000	NA	NA	0			
(G)	Asset Reconstruction Companies		0	0	0	0	0.0000	0	0	0	0.0000	0.0000	0.0000	0	0.0000	NA	NA	0			
(h)	Sovereign Wealth Funds		0	0	0	0	0.0000	0	0	0	0.0000	0.0000	0.0000	0	0.0000	NA	NA	0			
(i)	NBFCs registered with RBI		0	0	0	0	0.0000	0	0	0	0.0000	0.0000	0.0000	0	0.0000	NA	NA	0	0	0	0
(j)	Other Financial Institutions		0	0	0	0	0.0000	0	0	0	0.0000	0.0000	0.0000	0	0.0000	NA	NA	0			
(k)	Any Other (Specify)		0	0	0	0	0.0000	0	0	0	0.0000	0.0000	0.0000	0	0.0000	NA	NA	0			
	Sub Total (B)(1)		0	0	0	0	0.0000	0	0	0	0.0000	0.0000	0.0000	0	0.0000	NA	NA	0	0	0	0
2	Institutions (Foreign)		0	0	0	0	0.0000	0	0	0	0.0000	0.0000	0.0000					0			
(a)	Foreign Direct Investment		0	0	0	0	0.0000	0	0	0	0.0000	0.0000	0.0000	0	0.0000	NA	NA	0			
(b)	Foreign Venture Capital Investors		0	0	0	0	0.0000	0	0	0	0.0000	0.0000	0.0000	0	0.0000	NA	NA	0			
(c)	Sovereign Wealth Funds		0	0	0	0	0.0000	0	0	0	0.0000	0.0000	0.0000	0	0.0000	NA	NA	0			
(d)	Foreign Portfolio Investors Category I		0	0	0	0	0.0000	0	0	0	0.0000	0.0000	0.0000	0	0.0000	NA	NA	0	0	0	0
(e)	Foreign Portfolio Investors Category II		0	0	0	0	0.0000	0	0	0	0.0000	0.0000	0.0000	0	0.0000	NA	NA	0			
(f)	Overseas Depositories(holding DRs) (balancing figure)		0	0	0	0	0.0000	0	0	0	0.0000	0.0000	0.0000	0	0.0000	NA	NA	0			
(g)	Any Other (Specify)		0	0	0	0	0.0000	0	0	0	0.0000	0.0000	0.0000	0	0.0000	NA	NA	0			
	Sub Total (B)(2)		0	0	0	0	0.0000	0	0	0	0.0000	0.0000	0.0000	0	0.0000	NA	NA	0	0	0	0
3	Central Government/ State Government(s)		0	0	0	0	0.0000	0	0	0	0.0000	0.0000	0.0000					0			
(a)	Central Government / President of India		0	0	0	0	0.0000	0	0	0	0.0000	0.0000	0.0000	0	0.0000	NA	NA	0			
(b)	State Government / Governor		0	0	0	0	0.0000	0	0	0	0.0000	0.0000	0.0000	0	0.0000	NA	NA	0			
(C)	Shareholding by Companies or Bodies Corporate where Central / State Government is a promoter		0	0	0	0	0.0000	0	0	0	0.0000	0.0000	0.0000	0	0.0000	NA	NA	0			
	Sub Total (B)(3)		0	0	0	0	0.0000	0	0	0	0.0000	0.0000	0.0000	0	0.0000	NA	NA	0			
4	Non-institutions		0	0	0	0	0.0000	0	0	0	0.0000	0.0000	0.0000	0	0.0000	NA	NA	0			
(a)	Associate companies / Subsidiaries		0	0	0	0	0.0000	0	0	0	0.0000	0.0000	0.0000	0	0.0000	NA	NA	0			
(b)	Directors and their relatives (excluding Independent Directors and nominee Directors)		0	0	0	0	0.0000	0	0	0	0.0000	0.0000	0.0000	0	0.0000	NA	NA	0			
(C)	Key Managerial Personnel		0	0	0	0	0.0000	0	0	0	0.0000	0.0000	0.0000	0	0.0000	NA	NA	0			
(D)	Relatives of promoters (other than 'immediate relatives' of promoters disclosed under 'Promoter and Promoter Group' category)		0	0	0	0	0.0000	0	0	0	0.0000	0.0000	0.0000	0	0.0000	NA	NA	0			
(E)	Trusts where any person belonging to 'Promoter and Promoter Group' category is 'trustee', 'beneficiary', or 'author of the trust'		0	0	0	0	0.0000	0	0	0	0.0000	0.0000	0.0000	0	0.0000	NA	NA	0			

GLOBALE TESSILE PVT. LTD.

DIRECTOR



(f)	Investor Education and Protection Fund (IEPF)	0	0	0	0	0	0.0000	0	0	0	0.0000	0.0000	0.0000	0	0.0000	NA	NA	0	0	0	0
(g)	Resident Individuals holding nominal share capital upto Rs. 2 lakhs	0	0	0	0	0	0.0000	0	0	0	0.0000	0.0000	0.0000	0	0.0000	NA	NA	0	0	0	0
(h)	i. Resident individual holding nominal share capital in excess of Rs. 2 lakhs.	0	0	0	0	0	0.0000	0	0	0	0.0000	0.0000	0.0000	0	0.0000	NA	NA	0	0	0	0
(i)	Non Resident Indians (NRIs)	0	0	0	0	0	0.0000	0	0	0	0.0000	0.0000	0.0000	0	0.0000	NA	NA	0			
(j)	Foreign Nationals	0	0	0	0	0	0.0000	0	0	0	0.0000	0.0000	0.0000	0	0.0000	NA	NA	0			
(k)	Foreign Companies	0	0	0	0	0	0.0000	0	0	0	0.0000	0.0000	0.0000	0	0.0000	NA	NA	0			
(l)	Bodies Corporate	0	0	0	0	0	0.0000	0	0	0	0.0000	0.0000	0.0000	0	0.0000	NA	NA	0	0	0	0
(m)	Any Other (Specify)	0	0	0	0	0	0.0000	0	0	0	0.0000	0.0000	0.0000	0	0.0000	NA	NA	0	0	0	0
	Sub Total (B)(4)	0	0	0	0	0	0.0000	0	0	0	0.0000	0.0000	0.0000	0	0.0000	NA	NA	0	0	0	0
	Total Public Shareholding (B)= (B)(1)+(B)(2)+(B)(3)+b(4)	0	0	0	0	0	0.0000	0	0	0	0.0000	0.0000	0.0000	0	0.0000	NA	NA	0	0	0	0

Details of the shareholders acting as persons in Concert including their Shareholding (No. and %):

No. of shareholders	No. of Shares	%
0	0	0.0000


Details of Shares which remain unclaimed may be given hear along with details such as number of shareholders, outstanding shares held in demat/unclaimed suspense account, voting rights which are frozen etc.

No. of shareholders	No. of Shares
0	0

Note :

- (1) PAN would not be displayed on website of Stock Exchange(s).
- (2) The above format needs to be disclosed along with the names of the shareholders holding 1% or more than 1% of shares of the listed entity. Column no.(XIII)is not applicable in the above format.
- (3) W.r.t. the information pertaining to Depository Receipts, the same may be disclosed in the respective columns to the extent information available and the balance to be disclosed as held by custodian.
- (4) Categorization and disclosure of each shareholder category should be carried out in the order prescribed in the above format. If a shareholder is falling under more than one category, then the same shall be classified in the category falling first
- (5) Sub-categorization of shares under column no.(XV) will be based on shareholding(no. of shares)under the following sub-categories:
  - (i) Shareholder who are represented by a nominee Director on the board of the listed entity or have the right to nominate a representative(i.e. Director)on the board of the listed entity.
  - (ii) Shareholder who have entered into shareholder agreement with the listed entity.
  - (iii) Shareholders acting as persons in concert with promoters.

GLOBALE TESSILE PVT. LTD.



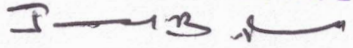
DIRECTOR

**GLOBALE TESSILE PRIVATE LIMITED**
**Table IV - Statement showing shareholding pattern of the Non Promoter- Non Public shareholder**

Category & Name of the shareholders	PAN	Nos. of shareholders	No. of fully paid up equity shares held	Partly paid-up equity shares held	No. of shares underlying Depository Receipts	Total nos. shares held	Shareholding % calculated as per SCRR, 1957 As a % of (A+B+C2)	Number of Voting Rights held in each class of securities			Shares Underlying Outstanding convertible securities (including	ing, as a % assuming full conversion of convertible securities	Number of Locked in shares		Number of Shares pledged or otherwise encumbered		Number of equity shares held in dematerialised form	
								No of Voting Rights					Total as a % of (A+B+C)	No. (a)	As a % of total Shares held(b)	No. (a)		As a % of total Shares held(b)
								Class eg: X	Class eg: y	Total								
(I)	(II)	(III)	(IV)	(V)	(VI)	(VII) =	(VIII) As a	(IX)			(X)	(XI)=	(XII)		(XIII)		(XIV)	
1 Custodian/DR Holder		0	0	0	0	0	0.0000	0	0	0	0.0000	0	0.0000	0	0.0000	NA	NA	0
2 Employee Benefit Trust / Employee Welfare Trust under SEBI (Share based Employee Benefits and Sweat Equity) Regulations, 2021		0	0	0	0	0	0.0000	0	0	0	0.0000	0	0.0000	0	0.0000	NA	NA	0
Total Non-Promoter- Non Public Shareholding (C)= (C)(1)+(C)(2)		0	0	0	0	0	0.0000	0	0	0	0.0000	0	0.0000	0	0.0000	NA	NA	0

**Note :**

- (1) PAN would not be displayed on website of Stock Exchange(s).
- (2) The above format needs to be disclosed along with the names of the shareholders holding 1% or more than 1% of shares of the listed entity. Column no.(XIII)is not applicable in the above format.
- (3) W.r.t. the information pertaining to Depository Receipts, the same may be disclosed in the respective columns to the extent information available.

**GLOBALE TESSILE PVT. LTD.**  
  
**DIRECTOR**

**Table VI - Statement showing foreign ownership limits**

Particular	Approved limits (%)	Limits utilized (%)
As on shareholding date	-	-
As on the end of previous 1st quarter	-	-
As on the end of previous 2nd quarter	-	-
As on the end of previous 3rd quarter	-	-
As on the end of previous 4th quarter	-	-

**Notes :-**

- 1) "Approved Limits (%)" means the limit approved by Board of Directors / shareholders of the Listed entity. In case the listed entity has no Board approved limit, provide details of sectoral / statutory cap prescribed by Government / Regulatory Authorities
- 2) Details of Foreign ownership includes foreign ownership / investments as specified in Rule 2(s) of the Foreign Exchange Management (Non debt Instruments) Rules, 2019, made under the Foreign Exchange Management Act, 1999.

**GLOBALE TESSILE PVT. LTD.**



**DIRECTOR**

**GLOBALE TESSILE LIMITED**

**POST-ARRANGEMENT SHAREHOLDING PATTERN**


**(WITHOUT PAN)**

<b>General information about company</b>	
Scrip code	NOTLISTED
NSE Symbol	NOTLISTED
MSEI Symbol	NOTLISTED
ISIN	NOTLISTED
Name of the company	GLOBALE TESSILE LIMITED
Whether company is SME	No
Class of Security	Equity Shares
Type of report	-
Quarter Ended / Half year ended/Date of Report (For Prelisting / Allotment)	-
Date of allotment / extinguishment (in case Capital Restructuring selected) / Listing Date	-
Shareholding pattern filed under	Post_Regulation 31 (1)
Whether the listed entity is Public Sector Undertaking (PSU)?	No

GLOBALE TESSILE PVT. LTD.  
J. B. K.  
DIRECTOR

Sr. No.	Particular	Yes/No	Promoter and Promoter Group	Public shareholder	Non Promoter-Non Public
1	Whether the Listed Entity has issued any partly paid up shares?	No	No	No	No
2	Whether the Listed Entity has issued any Convertible Securities ?	No	No	No	No
3	Whether the Listed Entity has issued any Warrants ?	No	No	No	No
4	Whether the Listed Entity has any shares against which depository receipts are issued?	No	No	No	No
5	Whether the Listed Entity has any shares in locked-in?	No	No	No	No
6	Whether any shares held by promoters are pledge or otherwise encumbered?	No	No		
7	Whether company has equity shares with differential voting rights?	No	No	No	No
8	Whether the listed entity has any significant beneficial owner?	Yes			

GLOBALE TESSILE PVT. LTD.

  
DIRECTOR

**GLOBALE TESSILE LIMITED**
**Table I - Summary Statement holding of specified securities**

Category	Category of shareholder	Nos. of shareholders	No. of fully paid up equity shares held	No. of Partly paid-up equity shares held	No. of shares underlying Depository Receipts	Total nos. shares held	Shareholding as a % of total no. of shares (calculated as per SCRR, 1957)	Number of Voting Rights held in each class of securities			Shares Underlying Outstanding convertible securities (including	ing, as a % assuming full conversion of convertible securities	Number of Locked in shares		Number of Shares pledged or otherwise encumbered		Number of equity shares held in dematerialised form	
								No of Voting Rights					Total as a % of (A+B+C)	No. (a)	As a % of total Shares held(b)	No. (a)		As a % of total Shares held(b)
								Class eg: X	Class eg: y	Total								
								(X)	(XI)=	(XII)								
(I)	(II)	(III)	(IV)	(V)	(VI)	(VII) =	(VIII) As a	(IX)	(X)	(XI)=	(XII)	(XIII)	(XIV)					
(A)	Promoter & Promoter Group	19	6882191	0	0	6882191	64.8024	6882191	0	6882191	64.8024	0	64.8024	0	0.0000	0	0.0000	6882191
(B)	Public	5043	3738084	0	0	3738084	35.1976	3738084	0	3738084	35.1976	0	35.1976	0	0.0000	NA	NA	3684464
(C)	Non Promoter - Non Public				0				0						0.0000	NA	NA	
(C1)	Shares Underlying DRs	0	0	0	0	0	0.0000	0	0	0	0.0000	0	0.0000	0	0.0000	NA	NA	0
(C2)	Shares Held By Employee Trust	0	0	0	0	0	0.0000	0	0	0	0.0000	0	0.0000	0	0.0000	NA	NA	0
	Total	5062	10620275	0	0	10620275	100.0000	10620275	0	10620275	100.0000	0	100.0000	0	0.0000	0	0.0000	10566655

**GLOBALE TESSILE PVT. LTD.**
**DIRECTOR**

**GLOBALE TESSILE LIMITED**

**Table II - Statement showing shareholding pattern of the Promoter and Promoter Group**

Category & Name of the shareholders	Entity Type	PAN	Nos. of shareholders	No. of fully paid up equity shares held	Partly paid-up equity shares held	No. of shares underlying Depository Receipts	Total nos. shares held	Shareholding % calculated as per SCRR, 1957 As a % of (A+B+C2)	Number of Voting Rights held in each class of securities			Shares Underlying Outstanding convertible securities (including	ing, as a % assuming full conversion of convertible securities	Number of Locked in shares		Number of Shares pledged or otherwise encumbered		Number of equity shares held in dematerialised form	
									No of Voting Rights					Total as a % of Total Voting Rights	No. (a)	As a % of total Shares held(b)	No. (a)		As a % of total Shares held(b)
									Class eg: X	Class eg: y	Total								
<b>1 Indian</b>																			
<b>(a) Individuals / Hindu Undivided Family</b>			13	6321500	0	0	6321500	59.5229	6321500	0	6321500	59.5229	0	59.5229	0	0.0000	0	0.0000	6321500
Rahul Jeetmal Parekh	Promoters		1	1837710	0	0	1837710	17.3038	1837710	0	1837710	17.3038	0	17.3038	0	0.0000	0	0.0000	1837710
Anand Jeetmal Parekh	Promoters		1	1705676	0	0	1705676	16.0606	1705676	0	1705676	16.0606	0	16.0606	0	0.0000	0	0.0000	1705676
Jeetmal Bhoorchand Parekh	Promoters		1	1289513	0	0	1289513	12.1420	1289513	0	1289513	12.1420	0	12.1420	0	0.0000	0	0.0000	1289513
Kamladevi Jeetmal Parekh	Promoters		1	545000	0	0	545000	5.1317	545000	0	545000	5.1317	0	5.1317	0	0.0000	0	0.0000	545000
Rohan Anand Parekh	Promoters		1	416260	0	0	416260	3.9195	416260	0	416260	3.9195	0	3.9195	0	0.0000	0	0.0000	416260
Ratna Rahul Parekh	Promoters		1	256535	0	0	256535	2.4155	256535	0	256535	2.4155	0	2.4155	0	0.0000	0	0.0000	256535
Jeetmal Bhoorchand HUF (Jeetmal Bhoorchand Parekh - Karta)	Promoters		1	129934	0	0	129934	1.2235	129934	0	129934	1.2235	0	1.2235	0	0.0000	0	0.0000	129934
Jeetmal Rahulkumar HUF (Jeetmal Bhoorchand Parekh - Karta)	Promoters		1	67026	0	0	67026	0.6311	67026	0	67026	0.6311	0	0.6311	0	0.0000	0	0.0000	67026
Yashovardhan Rahul Parekh	Promoters		1	61596	0	0	61596	0.5800	61596	0	61596	0.5800	0	0.5800	0	0.0000	0	0.0000	61596
Jeetmal Prithviraj Parekh HUF (Jeetmal Bhoorchand Parekh - Karta)	Promoters		1	10250	0	0	10250	0.0965	10250	0	10250	0.0965	0	0.0965	0	0.0000	0	0.0000	10250
Atul Jain	Promoters		1	2000	0	0	2000	0.0188	2000	0	2000	0.0188	0	0.0188	0	0.0000	0	0.0000	2000
Amita Anand Parekh	Promoters		1	0	0	0	0	0	0	0	0	0	0	0	0	0	0	0	0
Mamta Atulkumar Jain	Promoters		1	0	0	0	0	0	0	0	0	0	0	0	0	0	0	0	0
<b>(b) Central Government / State Government(s)</b>			0	0	0	0	0	0.0000	0	0	0	0.0000	0	0.0000	0	0.0000	0	0.0000	0
<b>(c) Financial Institutions / Banks</b>			0	0	0	0	0	0.0000	0	0	0	0.0000	0	0.0000	0	0.0000	0	0.0000	0
<b>(d) Any Other (Specify)</b>			6	560691	0	0	560691	5.2794	560691	0	560691	5.2794	0	5.2794	0	0.0000	0	0.0000	560691
<b>Bodies Corporate</b>			6	560691	0	0	560691	5.2794	560691	0	560691	5.2794	0	5.2794	0	0.0000	0	0.0000	560691
Rahul Calchem Pvt Ltd	Promoter Group		1	206094	0	0	206094	1.9406	206094	0	206094	1.9406	0	1.9406	0	0.0000	0	0.0000	206094
Mahalaxmi Calchem Private Limited	Promoter Group		1	168196	0	0	168196	1.5837	168196	0	168196	1.5837	0	1.5837	0	0.0000	0	0.0000	168196
Anand Chem Industries Pvt Ltd	Promoter Group		1	94195	0	0	94195	0.8869	94195	0	94195	0.8869	0	0.8869	0	0.0000	0	0.0000	94195
Heena Agriculture Private Limited	Promoter Group		1	68344	0	0	68344	0.6435	68344	0	68344	0.6435	0	0.6435	0	0.0000	0	0.0000	68344
Ashita Mercantile Private Limited	Promoter Group		1	23862	0	0	23862	0.2247	23862	0	23862	0.2247	0	0.2247	0	0.0000	0	0.0000	23862
Mahalaxmi Fabric Mills Private Limited (Formerly known as "Sonnet Colours Pvt Ltd")	Promoter Group		1	0	0	0	0	0	0	0	0	0	0	0	0	0	0	0	0
<b>Sub Total (A)(1)</b>			19	6882191	0	0	6882191	64.8024	6882191	0	6882191	64.8024	0	64.8024	0	0.0000	0	0.0000	6882191
<b>2 Foreign</b>																			
<b>(a) Individuals (Non-Resident Individuals / Foreign Individuals)</b>			0	0	0	0	0	0.0000	0	0	0	0.0000	0	0.0000	0	0.0000	0	0.0000	0
<b>(b) Government</b>			0	0	0	0	0	0.0000	0	0	0	0.0000	0	0.0000	0	0.0000	0	0.0000	0
<b>(c) Institutions</b>			0	0	0	0	0	0.0000	0	0	0	0.0000	0	0.0000	0	0.0000	0	0.0000	0
<b>(d) Foreign Portfolio Investor</b>			0	0	0	0	0	0.0000	0	0	0	0.0000	0	0.0000	0	0.0000	0	0.0000	0
<b>(e) Any Other (Specify)</b>			0	0	0	0	0	0.0000	0	0	0	0.0000	0	0.0000	0	0.0000	0	0.0000	0
<b>Sub Total (A)(2)</b>			0	0	0	0	0	0.0000	0	0	0	0.0000	0	0.0000	0	0.0000	0	0.0000	0
<b>Total Shareholding Of Promoter And Promoter Group (A)= (A)(1)+(A)(2)</b>			19	6882191	0	0	6882191	64.8024	6882191	0	6882191	64.8024	0	64.8024	0	0.0000	0	0.0000	6882191

Details of Shares which remain unclaimed may be given hear along with details such as number of shareholders, outstanding shares held in demat/unclaimed suspense account, voting rights which are frozen etc.

Not

(1) PAN would not be displayed on website of Stock Exchange(s)

(2) The term 'Encumbrance' has the same meaning as assigned under regulation 28(3) of SEBI (Substantial Acquisition of Shares and Takeovers) Regulations, 2011.

**GLOBALE TESSILE PVT. LTD.**


*J. R. B.*

**DIRECTOR**

**Globale Tessile Limited**
**Table III - Statement showing shareholding pattern of the Public shareholder**

Category & Name of the shareholders	PAN	Nos. of shareholders	No. of fully paid up equity shares held	Partly paid-up equity shares held	No. of shares underlying Depository Receipts	Total nos. shares held	Shareholding % calculated as per SCRR, 1957 As a % of (A+B+C2)	Number of Voting Rights held in each class of securities			Shares Underlying Outstanding convertible securities (including	g, as a % assuming full conversion of convertible securities ( as a percentage	Number of Locked in shares		Number of Shares pledged or otherwise encumbered		Number of equity shares held in dematerialised form	Sub-categorization of shares							
								No of Voting Rights					Total as a % of Total Voting Rights	No. (a)	As a % of total Shares held(b)	No. (a)		As a % of total Shares held(b)	Shareholding(No. of shares) under	Sub-category(i)	Sub-category(ii)	Sub-category(iii)			
								Class eg: X	Class eg: y	Total															
(I)	(II)	(III)	(IV)	(V)	(VI)	(VII) =	(VIII) As a %	(IX)			(X)	(XI)=	(XII)	(XIII)		(XIV)	(XV)								
<b>1</b>	<b>Institutions (Domestic)</b>																								
(a)	Mutual Fund		1	7900	0	0	7900	0.0744	7900	0	7900	0.0744	0	0.0744	0	0	NA	NA	7900	0	0	0			
(b)	Venture Capital Funds		0	0	0	0	0	0	0	0	0	0	0	0	0	0	NA	NA	0						
(c)	Alternate Investment Funds		0	0	0	0	0	0	0	0	0	0	0	0	0	0	NA	NA	0						
(d)	Banks		0	0	0	0	0	0	0	0	0	0	0	0	0	0	NA	NA	0						
(e)	Insurance Companies		0	0	0	0	0	0	0	0	0	0	0	0	0	0	NA	NA	0						
(f)	Provident Funds/ Pension Funds		0	0	0	0	0	0	0	0	0	0	0	0	0	0	NA	NA	0						
(g)	Asset Reconstruction Companies		0	0	0	0	0	0	0	0	0	0	0	0	0	0	NA	NA	0						
(h)	Sovereign Wealth Funds		0	0	0	0	0	0	0	0	0	0	0	0	0	0	NA	NA	0						
(i)	NBFCs registered with RBI		1	125	0	0	125	0.0012	125	0	125	0.0012	0	0.0012	0	0	NA	NA	125	0	0	0			
(j)	Other Financial Institutions		0	0	0	0	0	0	0	0	0	0	0	0	0	0	NA	NA	0						
(k)	Any Other (Specify)		0	0	0	0	0	0	0	0	0	0	0	0	0	0	NA	NA	0						
	<b>Sub Total (B)(1)</b>		<b>2</b>	<b>8025</b>	<b>0</b>	<b>0</b>	<b>8025</b>	<b>0.0756</b>	<b>8025</b>	<b>0</b>	<b>8025</b>	<b>0.0756</b>	<b>0</b>	<b>0.0756</b>	<b>0</b>	<b>0</b>	<b>NA</b>	<b>NA</b>	<b>8025</b>	<b>0</b>	<b>0</b>	<b>0</b>			
<b>2</b>	<b>Institutions (Foreign)</b>																								
(a)	Foreign Direct Investment		0	0	0	0	0	0	0	0	0	0	0	0	0	0	NA	NA	0						
(b)	Foreign Venture Capital Investors		0	0	0	0	0	0	0	0	0	0	0	0	0	0	NA	NA	0						
(c)	Sovereign Wealth Funds		0	0	0	0	0	0	0	0	0	0	0	0	0	0	NA	NA	0						
(d)	Foreign Portfolio Investors Category I		1	97024	0	0	97024	0.9136	97024	0	97024	0.9136	0	0.9136	0	0	NA	NA	97024	0	0	0			
(e)	Foreign Portfolio Investors Category II		0	0	0	0	0	0	0	0	0	0	0	0	0	0	NA	NA	0						
(f)	Overseas Depositories(holding DRs) (balancing figure)		0	0	0	0	0	0	0	0	0	0	0	0	0	0	NA	NA	0						
(g)	Any Other (Specify)		0	0	0	0	0	0	0	0	0	0	0	0	0	0	NA	NA	0						
	<b>Sub Total (B)(2)</b>		<b>1</b>	<b>97024</b>	<b>0</b>	<b>0</b>	<b>97024</b>	<b>0.9136</b>	<b>97024</b>	<b>0</b>	<b>97024</b>	<b>0.9136</b>	<b>0</b>	<b>0.9136</b>	<b>0</b>	<b>0</b>	<b>NA</b>	<b>NA</b>	<b>97024</b>	<b>0</b>	<b>0</b>	<b>0</b>			
<b>3</b>	<b>Central Government/ State Government(s)</b>																								
(a)	Central Government / President of India		0	0	0	0	0	0	0	0	0	0	0	0	0	0	NA	NA	0						
(b)	State Government / Governor		0	0	0	0	0	0	0	0	0	0	0	0	0	0	NA	NA	0						
(c)	Shareholding by Companies or Bodies Corporate where Central / State Government is a promoter		0	0	0	0	0	0	0	0	0	0	0	0	0	0	NA	NA	0						
	<b>Sub Total (B)(3)</b>		<b>0</b>	<b>0</b>	<b>0</b>	<b>0</b>	<b>0</b>	<b>0</b>	<b>0</b>	<b>0</b>	<b>0</b>	<b>0</b>	<b>0</b>	<b>0</b>	<b>0</b>	<b>0</b>	<b>NA</b>	<b>NA</b>	<b>0</b>						
<b>4</b>	<b>Non-Institutions</b>																								
(a)	Associate companies / Subsidiaries		0	0	0	0	0	0	0	0	0	0	0	0	0	0	NA	NA	0						
(b)	Directors and their relatives (excluding Independent Directors and nominee Directors)		0	0	0	0	0	0	0	0	0	0	0	0	0	0	NA	NA	0						
(c)	Key Managerial Personnel		0	0	0	0	0	0	0	0	0	0	0	0	0	0	NA	NA	0						
(d)	Relatives of promoters (other than 'immediate relatives' of promoters disclosed under 'Promoter and Promoter Group' category)		0	0	0	0	0	0	0	0	0	0	0	0	0	0	NA	NA	0						
(e)	Trusts where any person belonging to 'Promoter and Promoter Group' category is 'trustee', 'beneficiary', or 'author of the trust'		0	0	0	0	0	0	0	0	0	0	0	0	0	0	NA	NA	0						

GLOBALE TESSILE PVT. LTD.

  
DIRECTOR



(f)	Investor Education and Protection Fund (IEPF)	1	177598	0	0	177598	1.6723	177598	0	177598	1.6723	0	1.6723	0	0	NA	NA	177598	0	0	0
	Investor Education And Protection Fund Authority	1	177598	0	0	177598	1.6723	177598	0	177598	1.6723	0	1.6723	0	0	NA	NA	177598	0	0	0
(g)	Resident Individuals holding nominal share capital upto Rs. 2 lakhs	4757	1414457	0	0	1414457	13.3185	1414457	0	1414457	13.3185	0	13.3185	0	0	NA	NA	1365862	0	0	0
(h)	ii. Resident individual holding nominal share capital in excess of Rs. 2 lakhs.	26	1069770	0	0	1069770	10.0729	1069770	0	1069770	10.0729	0	10.0729	0	0	NA	NA	1069770	0	0	0
(i)	Non Resident Indians (NRIs)	43	16847	0	0	16847	0.1586	16847	0	16847	0.1586	0	0.1586	0	0	NA	NA	14097	0	0	0
(j)	Foreign Nationals	0	0	0	0	0	0	0	0	0	0	0	0	0	0	NA	NA	0	0	0	0
(k)	Foreign Companies	0	0	0	0	0	0	0	0	0	0	0	0	0	0	NA	NA	0	0	0	0
(l)	Bodies Corporate	54	548209	0	0	548209	5.1619	548209	0	548209	5.1619	0	5.1619	0	0	NA	NA	546059	0	0	0
	Amaysha Textiles Private Limited	1	190991	0	0	190991	1.7984	190991	0	190991	1.7984	0	1.7984	0	0	NA	NA	190991	0	0	0
(m)	Any Other (Specify)	159	406154	0	0	406154	3.8243	406154	0	406154	3.8243	0	3.8243	0	0	NA	NA	406029	0	0	0
	Body Corp-Ltd Liability Partnership	5	8583	0	0	8583	0.0808	8583	0	8583	0.0808	0	0.0808	0	0	NA	NA	8583	0	0	0
	Hindu Undivided Family	128	353835	0	0	353835	3.3317	353835	0	353835	3.3317	0	3.3317	0	0	NA	NA	353710	0	0	0
	Unclaimed Shares	1	3375	0	0	3375	0.0318	3375	0	3375	0.0318	0	0.0318	0	0	NA	NA	3375	0	0	0
	Clearing Member	25	40361	0	0	40361	0.38	40361	0	40361	0.38	0	0.3800	0	0	NA	NA	40361	0	0	0
	Sub Total (B)(4)	5040	3633035	0	0	3633035	34.2085	3633035	0	3633035	34.2085	0	34.2085	0	0	NA	NA	3579415	0	0	0
	Total Public Shareholding (B)= (B)(1)+(B)(2)+(B)(3)+b(4)	5043	3738084	0	0	3738084	35.1976	3738084	0	3738084	35.1976	0	35.1976	0	0	NA	NA	3684464	0	0	0

Details of the shareholders acting as persons in Concert including their Shareholding (No. and %):

No. of shareholders	No. of Shares	%
0		

Details of Shares which remain unclaimed may be given hear along with details such as number of shareholders, outstanding shares held in demat/unclaimed suspense account, voting rights which are frozen etc.

No. of shareholders	No. of Shares
1	3375

Note :

(1) PAN would not be displayed on website of Stock Exchange(s).

(2) The above format needs to be disclosed along with the names of the shareholders holding 1% or more than 1% of shares of the listed entity. Column no.(XIII)is not applicable in the above format.

(3) W.r.t. the information pertaining to Depository Receipts, the same may be disclosed in the respective columns to the extent information available and the balance to be disclosed as held by custodian.

(4) Categorization and disclosure of each shareholder category should be carried out in the order prescribed in the above format. If a shareholder is falling under more than one category, then the same shall be classified in the category falling first in the


(5) Sub-categorization of shares under column no.(XV) will be based on shareholding(no. of shares)under the following sub-categories:

(i) Shareholder who are represented by a nominee Director on the board of the listed entity or have the right to nominate a representative(i.e. Director)on the board of the listed entity.

(ii) Shareholder who have entered into shareholder agreement with the listed entity.

(iii) Shareholders acting as persons in concert with promoters.

GBLALE TESSILE PVT. LTD.



DIRECTOR

**GLOBALE TESSILE LIMITED**
**Table IV - Statement showing shareholding pattern of the Non Promoter- Non Public shareholder**

	Category & Name of the shareholders	PAN	Nos. of shareholders	No. of fully paid up equity shares held	Partly paid-up equity shares held	No. of shares underlying Depository Receipts	Total nos. shares held	Shareholding % calculated as per SCRR, 1957 As a % of (A+B+C2)	Number of Voting Rights held in each class of securities			Shares Underlying Outstanding convertible securities (including	ing, as a % assuming full conversion of convertible securities	Number of Locked in shares		Number of Shares pledged or otherwise encumbered		Number of equity shares held in dematerialised form	
									No of Voting Rights					Total as a % of (A+B+C)	No. (a)	As a % of total Shares held(b)	No. (a)		As a % of total Shares held(b)
									Class eg: X	Class eg: y	Total								
(I)	(II)	(III)	(IV)	(V)	(VI)	(VII) =	(VIII) As a	(IX)			(X)	(XI)=	(XII)		(XIII)		(XIV)		
1	Custodian/DR Holder		0	0	0	0	0	0.0000	0	0	0	0.0000	0	0.0000	0	0.0000	NA	NA	0
2	Employee Benefit Trust / Employee Welfare Trust under SEBI (Share based Employee Benefits and Sweat Equity) Regulations, 2021		0	0	0	0	0	0.0000	0	0	0	0.0000	0	0.0000	0	0.0000	NA	NA	0
	<b>Total Non-Promoter- Non Public Shareholding (C)= (C)(1)+(C)(2)</b>		0	0	0	0	0	0.0000	0	0	0	0.0000	0	0.0000	0	0.0000	NA	NA	0

Note :

(1) PAN would not be displayed on website of Stock Exchange(s).

(2) The above format needs to be disclosed along with the names of the shareholders holding 1% or more than 1% of shares of the listed entity. Column no.(XIII) is not applicable in the above format.


(3) W.r.t. the information pertaining to Depository Receipts, the same may be disclosed in the respective columns to the extent information available.

**GLOBALE TESSILE PVT. LTD.**



**DIRECTOR**

Sr. No.	Details of the SBO					Details of the registered owner					Details of holding/ exercise of right of the SBO in the reporting company, whether direct or indirect*:					Date of creation / acquisition of significant beneficial interest	
	Name	PAN	Passport No. in case of a foreign national	Nationality	Nationality (Applicable in case of Any other is selected)	Name	PAN	Passport No. in case of a foreign national	Nationality	Nationality (Applicable in case of Any other is selected)	Whether by virtue of:						
											Shares	Voting rights	Rights on distributable dividend or any other distribution	Exercise of control	Exercise of significant influence		
	significant beneficial owners																
1	Jeetmal Bhoorchand Parekh			India		Jeetmal Bhoorch and HUF (Jeetmal Bhoorch and Parekh - Karta)			India		1.22			Yes	Yes	15-09-2006	
2	Jeetmal Bhoorchand Parekh			India		Jeetmal Rahulku mar HUF (Jeetmal Bhoorch and Parekh - Karta)			India		0.63			Yes	Yes	15-09-2006	
3	Jeetmal Bhoorchand Parekh			India		Jeetmal Prithviraj Parekh HUF (Jeetmal Bhoorch and Parekh - Karta)			India		0.10			Yes	Yes	15-09-2006	

GLOBALE TESSILE PVT. LTD.  
  
 DIRECTOR


**Table VI - Statement showing foreign ownership limits**

Particular	Approved limits (%)	Limits utilized (%)
As on shareholding date	-	-
As on the end of previous 1st quarter	-	-
As on the end of previous 2nd quarter	-	-
As on the end of previous 3rd quarter	-	-
As on the end of previous 4th quarter	-	-

**Notes :-**

- 1) "Approved Limits (%)" means the limit approved by Board of Directors / shareholders of the Listed entity. In case the listed entity has no Board approved limit, provide details of sectoral / statutory cap prescribed by Government / Regulatory Authorities
- 2) Details of Foreign ownership includes foreign ownership / investments as specified in Rule 2(s) of the Foreign Exchange Management (Non debt Instruments) Rules, 2019, made under the Foreign Exchange Management Act, 1999.

GLOBALE TESSILE PVT. LTD.



DIRECTOR