

Introductory sub-table (I)(a)


Name of the Company: MAHALAXMI RUBTECH LTD				
Scrip Code, Name of the scrip, class of security: MHLXMIRU,514450,EQUITY				
Quarter ended: 31.03.2015				
Partly paid-up shares:-		No. of partly paid-up shares	As a % of total no. of partly paid-up shares	As a % of total no. of shares of the company
Held by promoter/promoter group		N.A	0	0
Held by public		N.A	0	0
	Total - D	0	0	0
Outstanding convertible securities:-		No. of outstanding securities	As a % of total no. of outstanding convertible securities	As a % of total no. of shares of the company, assuming full conversion of the convertible securities
Held by promoter/promoter group		N.A	0	0
Held by public		N.A	0	0
	Total - E	0	0	0
Warrants:-		No. of warrants	As a % of total no. of warrants	As a % of total no. of shares of the company, assuming full conversion of warrants
Held by promoter/promoter group		N.A	0	0
Held by public		N.A	0	0
	Total - F	0	0	0
Total paid-up capital of the company, assuming full conversion of warrants and convertible securities (Grand Total (A+B+C)+(D+E+F))		0	0.00	0.00




Statement Showing Shareholding Pattern as on quarter ended 31.03.2015- MAHALAXMI RUBTECH LTD									
Script Code 514450									
Category of Shareholder	Number of Shareholders	Total number of shares	Number of shares held in dematerialized form	Total shareholding as a percentage of total number of shares		Shares Pledged or otherwise encumbered			
				As a percentage of (A+B) ¹	As a percentage of (A+B+C)		Number of shares	As a percentage	
(I)	(II)	(IV)	(V)	(VI)	(VII)	(VIII)	(IX) ²	(VII)/(IV)*100	
(A) Shareholding of Promoter and Promoter Group ²									
I									
Indian									
(a) Individuals/ Hindu Undivided Family	8	41857130	41857130	47.46	47.46	0	0.00		
(b) Central Government/ State Government(s)									
(c) Bodies Corporate	6	7528250	7528250	8.53	8.53	0	0.00		
(d) Financial Institutions/ Banks									
(e) Any Others(Specify)									
(e-i)									
(e-ii)									
Sub Total(A)(I)	14	49385380	49385380	55.99	55.99	0	0.00		



2	Foreign																									
a	Individuals (Non-Residents Individuals/ Foreign Individuals)																									
b	Bodies Corporate																									
c	Institutions																									
d	Any Others(Specify)																									
d-i																										
d-ii																										
	Sub Total(A)(2)	0	0	0	0	0	0	0	0	0	0	0	0	0	0	0	0	0	0	0	0	0	0	0	0	
	Total Shareholding of Promoter and Promoter Group (A)= (A)(1)+(A)(2)	14	49385380	49385380	49385380	49385380	49385380	49385380	55.99	55.99	55.99	55.99	55.99	0.09	0.09	0.09	0.09	0.09	0.09	0	0	0	0	0	0.00	
(B)	Public shareholding																									
I	Institutions																									
(a)	Mutual Funds/ UTI	1	79000	79000	79000	79000	79000	79000	0.09	0.09	0.09	0.09	0.09	0.09	0.09	0.09	0.09	0.09	0.09	0	0	0	0	0	0.00	
(b)	Financial Institutions / Banks																									
(c)	Central Government/ State Government(s)																									
(d)	Venture Capital Funds																									
(e)	Insurance Companies																									
(f)	Foreign Institutional Investors																									
(g)	Foreign Venture Capital Investors																									
(h)	Any Other (specify)																									
(h-i)	Trust																									
(h-ii)	Not Specified																									
	Sub-Total (B)(1)	1	79000	79000	79000	79000	79000	79000	0.09	0.09	0.09	0.09	0.09	0.09	0.09	0.09	0.09	0.09	0.09	0	0	0	0	0	0.00	




B 2	Non-institutions																		
(a)	Bodies Corporate	142	8594171	8553171	9.74	9.74	0												0.00
(b)	Individuals																		
I	Individuals -i. Individual shareholders holding nominal share capital up to Rs 1 lakh	6514	18963209	17610509	21.50	21.50	0												0.00
II	ii. Individual shareholders holding nominal share capital in excess of Rs. 1 lakh.	46	10861105	10861105	12.31	12.31	0												0.00
(c)	Any Other (specify)		0	0	0.00	0.00	0												0.00
(c-i)	NRI	30	280423	234173	0.32	0.32	0												0.00
(c-ii)	Clearing Member	10	5462	5462	0.01	0.01	0												0.00
(c-iii)	Trust	2	34000	34000	0.04	0.04	0												0.00
	Sub-Total (B)(2)	6744	38738370	37298420	43.92	43.92	0												0.00
							0												0.00
(B)	Total Public Shareholding (B)=(B)(1)+(B)(2)	6745	38817370	37377420	44.01	44.01	0												0.00
							0												0.00
	TOTAL (A)+(B)	6759	88202750	86762800	100.00	100.00	0												0.00
							0												0.00
(C)	Shares held by Custodians and against which Depository Receipts have been issued																		
1	Promoter and Promoter Group	0	0	0	0.00	0.00	0												0.00
2	Public	0	0	0	0.00	0.00	0												0.00
	Sub-Total (C)	0	0	0	0.00	0.00	0												0.00
							0												0.00
	GRAND TOTAL (A)+(B)+(C)	6759	88202750	86762800	100.00	100.00	0												0.00



(D)(b) Statement showing holding of securities (including shares, warrants, convertible securities) of persons belonging to the category “Promoter and Promoter Group”

Sr. No.	Name of the shareholder	Details of Shares held		Encumbered shares (*)		Details of warrants	Details of convertible securities		Total shares (including
		(III)	(IV)	(V)	(VI)=(V)/(III)*100		(X)	(XI)	
1	Jeetmal B. Parekh & HUF	9628560	10.92	0	0	0	0	0	0
2	Rahul J. Parekh	8511190	9.65	0	0	0	0	0	0
3	Kamlaben J. Parekh	7565700	8.58	0	0	0	0	0	0
4	Anand J. Parekh	7511220	8.52	0	0	0	0	0	0
5	Amita A. Parekh	3460622	3.92	0	0	0	0	0	0
6	Ratna R. Parekh	3541208	4.01	0	0	0	0	0	0
7	Mamta A. Surana	1592380	1.81	0	0	0	0	0	0
8	Rahul Calchem Pvt. Ltd	2861000	3.24	0	0	0	0	0	0
9	Mahalaxmi Calchem Pvt. Ltd	1700000	1.93	0	0	0	0	0	0
10	Heena Agricultural Pvt. Ltd	948750	1.08	0	0	0	0	0	0
11	Anand Chem Industries Pvt.	1231000	1.40	0	0	0	0	0	0
12	Sonnet Colours Pvt. Ltd	456250	0.52	0	0	0	0	0	0
13	Ashita Mercantile Pvt. Ltd	331250	0.37	0	0	0	0	0	0
14	Atulkumar Jain	46250	0.05	0	0	0	0	0	0
TOTAL		49385380	55.99	0	0	0	0	0	0


(* The term “encumbrance” has the same meaning as assigned to it in regulation 28(3) of the SAST Regulations, 2011



(D)(c)(i) Statement showing holding of securities (including shares, warrants, convertible securities) of persons belonging to the category "Public" and holding more than 1% of the total number of shares									
Sr. No.	Name of the shareholder	Number of shares held	Shares as a percentage of total number of shares	Details of		Details of		Total shares (including underlying)	
				Number of warrants held	As a % total number of warrant	Number of convertible securities	% w.r.t total number of convertible		
1	ENVIRO CONTROL ASSOCIATES (INDIA) PRIVATE LIMITED	1704550	1.93	0	0	0	0	1.93	
2	KAMAL KUMAR KESHIWANI	1164738	1.32	0	0	0	0	1.32	
	TOTAL	2869288	3.25	0	0	0	0	3.25	



(D)(c)(ii) Statement showing holding of securities (including shares, warrants, convertible securities) of persons (together with PAC) belonging to the category "Public" and holding more than 5% of the total number of shares of the company									
Sr. No.	Name(s) of the shareholder(s) and the Persons Acting in Concert (PAC) with them	Number of shares	Shares as a percentage of total number of shares	Details of warrants		Details of convertible securities		Total shares (including underlying shares assuming full)	
				Number	As a % total	Number	% w.r.t		
				0	0	0	0	0	
				0	0	0	0	0	
				0	0	0	0	0	
				0	0	0	0	0	
TOTAL			0.00	0	0	0	0	0	0




(1)(d) Statement showing details of locked-in shares

Sr. No.	Name of the shareholder	Number of locked-in shares	Locked-in shares as a percentage of total number of shares {i.e., Grand Total (A)+(B)+(C) indicated in Statement at para (1)(a) above}
		0	0.00
TOTAL		0	0.00



(II)(a) Statement showing details of Depository Receipts (DRs)

Sr. No.	Type of outstanding DR (ADRs, GDRs, SDRs, etc.)	Number of outstanding DRs	Number of shares of shares	Shares underlying
1				0.00
2				0.00
3				0.00
4				0.00
5				0.00
TOTAL		0	0	0.00



(II)(b) Statement showing holding of Depository Receipts (DRs), where underlying shares held by "promoter/promoter group" are in excess of 1% of the total number of shares				
Sr. No.	Name of the DR Holder	Type of outstanding DR (ADRs, GDRs, SDRs, etc.)	Number of shares underlying outstanding DRs	Shares underlying outstanding DRs as a percentage of total number of shares {i.e.,
1				0.00
2				0.00
3				0.00
4				0.00
TOTAL				0.00

